

**STATEMENT OF APPROPRIATIONS, ALLOTMENTS, OBLIGATIONS, DISBURSEMENTS AND BALANCE:**  
As of the Quarter Ending December 31, 2014

Department **HEALTH**  
 Agency **Office of the Secretary**  
 Operating Unit **Mariveles Mental Hospital**  
 Organization Code (UACS) **130011400031**  
 Funding Source Code (as clustered) **01101101**

PARTICULARS	UACS CODE	APPROPRIATION			ALLOTMENTS				
		Authorized Appropriation	Adjustments (Transfer To/From, Realignment)	Adjusted Appropriations	Allotments Received	Adjustments (Withdrawal, Realignment)	Transfer to Hosp & TRC	Transfer From Central Office	Adjusted Total Allotments
1	2	3	4	5=(3+4)	6	7	8	9	10=(6+7+8+9)
<b>MFO 3</b>		84,752,000.00	800,000.00	85,552,000.00	84,752,000.00	-	-	800,000.00	85,552,000.00
<b>Operation of Regional Medical Centers, Sanitaria and Other Hospitals</b>	<b>303030000</b>	84,752,000.00	800,000.00	85,552,000.00	84,752,000.00	-	-	800,000.00	85,552,000.00
Personnel Services		26,934,000.00		26,934,000.00	26,934,000.00	2,556,250.00			29,490,250.00
Maintenance & Other Operating Expenses		39,818,000.00	800,000.00	40,618,000.00	39,818,000.00	(2,556,250.00)		800,000.00	38,061,750.00
Capital Outlays		18,000,000.00		18,000,000.00	18,000,000.00				18,000,000.00
<b>TOTAL OPERATIONS</b>		<b>84,752,000.00</b>	<b>800,000.00</b>	<b>85,552,000.00</b>	<b>84,752,000.00</b>	<b>-</b>	<b>-</b>	<b>800,000.00</b>	<b>85,552,000.00</b>
<b>SUB-TOTAL, AGENCY SPECIFIC BUDGET</b>		<b>84,752,000.00</b>	<b>800,000.00</b>	<b>85,552,000.00</b>	<b>84,752,000.00</b>	<b>-</b>	<b>-</b>	<b>800,000.00</b>	<b>85,552,000.00</b>
PS		26,934,000.00		26,934,000.00	26,934,000.00	2,556,250.00			29,490,250.00
MOOE		39,818,000.00	800,000.00	40,618,000.00	39,818,000.00	(2,556,250.00)		800,000.00	38,061,750.00
CO		18,000,000.00		18,000,000.00	18,000,000.00				18,000,000.00
<b>II. AUTOMATIC APPROPRIATION</b>									
<b>Retirement and Life Insurance Premium</b>	<b>1 04 102</b>								
Personnel Services		2,545,571.00		2,545,571.00	2,545,571.00				2,545,571.00
<b>SUB-TOTAL, AUTOMATIC APPROPRIATION</b>		<b>2,545,571.00</b>	<b>-</b>	<b>2,545,571.00</b>	<b>2,545,571.00</b>	<b>-</b>	<b>-</b>	<b>-</b>	<b>2,545,571.00</b>
PS		2,545,571.00		2,545,571.00	2,545,571.00				2,545,571.00
MOOE									
CO									
<b>III. SPECIAL PURPOSE FUND</b>									
<b>Miscellaneous Personnel Benefits Fund</b>	<b>1 01 406</b>								
Personnel Services		6,032,338.00	2,594,010.00	8,626,348.00	8,111,348.00			515,000.00	8,626,348.00
<b>SUB-TOTAL, SPECIAL PURPOSE</b>		<b>6,032,338.00</b>	<b>2,594,010.00</b>	<b>8,626,348.00</b>	<b>8,111,348.00</b>	<b>-</b>	<b>-</b>	<b>515,000.00</b>	<b>8,626,348.00</b>
PS		6,032,338.00	2,594,010.00	8,626,348.00	8,111,348.00			515,000.00	8,626,348.00
MOOE									
CO									
<b>GRAND TOTAL (CURRENT YEAR 2014)</b>		<b>93,329,909.00</b>	<b>3,394,010.00</b>	<b>96,723,919.00</b>	<b>95,408,919.00</b>	<b>-</b>	<b>-</b>	<b>1,315,000.00</b>	<b>96,723,919.00</b>
PS		35,511,909.00	2,594,010.00	38,105,919.00	37,590,919.00	2,556,250.00		515,000.00	40,662,169.00
MOOE		39,818,000.00	800,000.00	40,618,000.00	39,818,000.00	(2,556,250.00)		800,000.00	38,061,750.00
CO		18,000,000.00		18,000,000.00	18,000,000.00				18,000,000.00
<b>RECAPITULATION BY MFO:</b>		<b>84,752,000.00</b>	<b>800,000.00</b>	<b>85,552,000.00</b>	<b>84,752,000.00</b>	<b>-</b>	<b>-</b>	<b>800,000.00</b>	<b>85,552,000.00</b>
MFO 1									
MFO 2									
MFO 3		84,752,000.00	800,000.00	85,552,000.00	84,752,000.00			800,000.00	85,552,000.00
MFO 4									

\* NOTE:  
- Assign the sub-allotment/transfer (from/to) according to their PAP/Fund Source and hide the rows (PAPs) that not concern you.

FAR No. 1

S

Department  
 Agency  
 Operating Unit  
 Organization Code (UACS)  
 Funding Source Code (as clustered)



Current Year Appropriations  
 Supplemental Appropriations  
 Continuing Appropriations

PARTICULARS	O B L I G A T I O N													
	OBLIGATION (REGULAR)					OBLIGATION (SUB-ALLOTMENT)					TOTAL (OBLIGATION)			
	1st Qtr ending March 31	2nd Qtr ending June 30	3rd Qtr ending Sept. 30	4th Qtr ending Dec. 31	TOTAL	1st Qtr ending March	2nd Qtr ending June	3rd Qtr ending Sept.	4th Qtr ending Dec. 31	TOTAL	1st Qtr ending March 31	2nd Qtr ending June 30	3rd Qtr ending Sept. 30	4th Qtr ending Dec. 31
<b>1</b>											<b>11</b>	<b>12</b>	<b>13</b>	<b>14</b>
MFO 3	14,640,933.89	17,415,002.94	14,359,721.60	36,082,565.58	82,498,224.01	-	-	15,690.00	507,816.00	523,506.00	14,640,933.89	17,415,002.94	14,375,411.60	36,590,381.58
Operation of Regional Medical Centers, Sanitaria and Other Hospitals	14,640,933.89	17,415,002.94	14,359,721.60	36,082,565.58	82,498,224.01	-	-	15,690.00	507,816.00	523,506.00	14,640,933.89	17,415,002.94	14,375,411.60	36,590,381.58
Personnel Services	5,823,295.55	6,055,152.86	5,215,288.78	11,931,309.49	29,025,046.68	-	-	-	-	-	5,823,295.55	6,055,152.86	5,215,288.78	11,931,309.49
Maintenance & Other Operating Expenses	8,817,638.34	11,359,850.08	9,144,432.82	7,860,876.09	37,182,797.33	-	-	15,690.00	507,816.00	523,506.00	8,817,638.34	11,359,850.08	9,160,122.82	8,368,692.09
Capital Outlays	-	-	-	16,290,380.00	16,290,380.00	-	-	-	-	-	-	-	-	16,290,380.00
<b>TOTAL OPERATIONS</b>	<b>14,640,933.89</b>	<b>17,415,002.94</b>	<b>14,359,721.60</b>	<b>36,082,565.58</b>	<b>82,498,224.01</b>	<b>-</b>	<b>-</b>	<b>15,690.00</b>	<b>507,816.00</b>	<b>523,506.00</b>	<b>14,640,933.89</b>	<b>17,415,002.94</b>	<b>14,375,411.60</b>	<b>36,590,381.58</b>
<b>SUB-TOTAL, AGENCY SPECIFIC BUDGET</b>	<b>14,640,933.89</b>	<b>17,415,002.94</b>	<b>14,359,721.60</b>	<b>36,082,565.58</b>	<b>82,498,224.01</b>	<b>-</b>	<b>-</b>	<b>15,690.00</b>	<b>507,816.00</b>	<b>523,506.00</b>	<b>14,640,933.89</b>	<b>17,415,002.94</b>	<b>14,375,411.60</b>	<b>36,590,381.58</b>
PS	5,823,295.55	6,055,152.86	5,215,288.78	11,931,309.49	29,025,046.68	-	-	-	-	-	5,823,295.55	6,055,152.86	5,215,288.78	11,931,309.49
MOOE	8,817,638.34	11,359,850.08	9,144,432.82	7,860,876.09	37,182,797.33	-	-	15,690.00	507,816.00	523,506.00	8,817,638.34	11,359,850.08	9,160,122.82	8,368,692.09
CO	-	-	-	16,290,380.00	16,290,380.00	-	-	-	-	-	-	-	-	16,290,380.00
<b>II. AUTOMATIC APPROPRIATION</b>														
Retirement and Life Insurance Premium														
Personnel Services	453,412.30	443,606.52	607,720.34	647,713.72	2,152,452.88	-	-	-	-	-	453,412.30	443,606.52	607,720.34	647,713.72
<b>SUB-TOTAL, AUTOMATIC APPROPRIATION</b>	<b>453,412.30</b>	<b>443,606.52</b>	<b>607,720.34</b>	<b>647,713.72</b>	<b>2,152,452.88</b>	<b>-</b>	<b>-</b>	<b>-</b>	<b>-</b>	<b>-</b>	<b>453,412.30</b>	<b>443,606.52</b>	<b>607,720.34</b>	<b>647,713.72</b>
PS	453,412.30	443,606.52	607,720.34	647,713.72	2,152,452.88	-	-	-	-	-	453,412.30	443,606.52	607,720.34	647,713.72
MOOE	-	-	-	-	-	-	-	-	-	-	-	-	-	-
CO	-	-	-	-	-	-	-	-	-	-	-	-	-	-
<b>III. SPECIAL PURPOSE FUND</b>														
Miscellaneous Personnel Benefits Fund														
Personnel Services	-	-	2,807,549.20	5,455,382.63	8,262,931.83	-	-	-	-	-	-	-	2,807,549.20	5,455,382.63
<b>SUB-TOTAL, SPECIAL PURPOSE</b>	<b>-</b>	<b>-</b>	<b>2,807,549.20</b>	<b>5,455,382.63</b>	<b>8,262,931.83</b>	<b>-</b>	<b>-</b>	<b>-</b>	<b>-</b>	<b>-</b>	<b>-</b>	<b>-</b>	<b>2,807,549.20</b>	<b>5,455,382.63</b>
PS	-	-	2,807,549.20	5,455,382.63	8,262,931.83	-	-	-	-	-	-	-	2,807,549.20	5,455,382.63
MOOE	-	-	-	-	-	-	-	-	-	-	-	-	-	-
CO	-	-	-	-	-	-	-	-	-	-	-	-	-	-
<b>GRAND TOTAL (CURRENT YEAR 2014)</b>	<b>15,094,346.19</b>	<b>17,858,609.46</b>	<b>17,774,991.14</b>	<b>42,185,661.93</b>	<b>92,913,608.72</b>	<b>-</b>	<b>-</b>	<b>15,690.00</b>	<b>507,816.00</b>	<b>523,506.00</b>	<b>15,094,346.19</b>	<b>17,858,609.46</b>	<b>17,790,681.14</b>	<b>42,693,477.93</b>
PS	6,276,707.85	6,498,759.38	8,630,558.32	18,034,405.84	39,440,431.39	-	-	-	-	-	6,276,707.85	6,498,759.38	8,630,558.32	18,034,405.84
MOOE	8,817,638.34	11,359,850.08	9,144,432.82	7,860,876.09	37,182,797.33	-	-	15,690.00	507,816.00	523,506.00	8,817,638.34	11,359,850.08	9,160,122.82	8,368,692.09
CO	-	-	-	16,290,380.00	16,290,380.00	-	-	-	-	-	-	-	-	16,290,380.00
<b>RECAPITULATION BY MFO:</b>	<b>14,640,933.89</b>	<b>17,415,002.94</b>	<b>14,359,721.60</b>	<b>36,082,565.58</b>	<b>82,498,224.01</b>	<b>-</b>	<b>-</b>	<b>15,690.00</b>	<b>507,816.00</b>	<b>523,506.00</b>	<b>14,640,933.89</b>	<b>17,415,002.94</b>	<b>14,375,411.60</b>	<b>36,590,381.58</b>
MFO 1	-	-	-	-	-	-	-	-	-	-	-	-	-	-
MFO 2	-	-	-	-	-	-	-	-	-	-	-	-	-	-
MFO 3	14,640,933.89	17,415,002.94	14,359,721.60	36,082,565.58	82,498,224.01	-	-	15,690.00	507,816.00	523,506.00	14,640,933.89	17,415,002.94	14,375,411.60	36,590,381.58
MFO 4	-	-	-	-	-	-	-	-	-	-	-	-	-	-

\* NOTE:  
 - Assign the sub-allotment/transfer (from/to) :


Certified Correct:  
  
 LAARNI D. MAGLAQUI/In-Charge, Budget Unit  
 Date:


Certified Correct:  
  
 MARIANO T. VERSOZA III/Head, Accounting Unit  
 Date:

Department  
 Agency  
 Operating Unit  
 Organization Code (UACS)  
 Funding Source Code (as clustered)

PARTICULARS	CURRENT YEAR DISBURSEMENTS						BALANCES			
	TOTAL	1st Qtr ending March 31	2nd Qtr ending June 30	3rd Qtr ending Sept. 30	4th Qtr ending Dec. 31	TOTAL	Unreleased Appropriation	Unobligated Allotment	Unpaid Obligations	
1	15=(11+12+13+14)	16	17	18	19	20=(16+17+18+19)	21=(5-10)	22=(10-15)	23	24
MFO 3	83,021,730.01	14,640,933.89	17,415,002.94	14,375,411.60	20,152,448.40	66,583,796.83	-	2,530,269.99	1,437,933.18	15,000,000.00
Operation of Regional Medical Centers, Sanitaria and Other Hospitals	83,021,730.01	14,640,933.89	17,415,002.94	14,375,411.60	20,152,448.40	66,583,796.83	-	2,530,269.99	1,437,933.18	15,000,000.00
Personnel Services	29,025,046.68	5,823,295.55	6,055,152.86	5,215,288.78	11,799,256.31	28,892,993.50	(2,556,250.00)	465,203.32	132,053.18	-
Maintenance & Other Operating Expenses	37,706,303.33	8,817,638.34	11,359,850.08	9,160,122.82	8,353,192.09	37,690,803.33	2,556,250.00	355,446.67	15,500.00	-
Capital Outlays	16,290,380.00	-	-	-	-	-	-	1,709,620.00	1,290,380.00	15,000,000.00
<b>TOTAL OPERATIONS</b>	<b>83,021,730.01</b>	<b>14,640,933.89</b>	<b>17,415,002.94</b>	<b>14,375,411.60</b>	<b>20,152,448.40</b>	<b>66,583,796.83</b>	<b>-</b>	<b>2,530,269.99</b>	<b>1,437,933.18</b>	<b>15,000,000.00</b>
<b>SUB-TOTAL, AGENCY SPECIFIC BUDGET</b>	<b>83,021,730.01</b>	<b>14,640,933.89</b>	<b>17,415,002.94</b>	<b>14,375,411.60</b>	<b>20,152,448.40</b>	<b>66,583,796.83</b>	<b>-</b>	<b>2,530,269.99</b>	<b>1,437,933.18</b>	<b>15,000,000.00</b>
PS	29,025,046.68	5,823,295.55	6,055,152.86	5,215,288.78	11,799,256.31	28,892,993.50	(2,556,250.00)	465,203.32	132,053.18	-
MOOE	37,706,303.33	8,817,638.34	11,359,850.08	9,160,122.82	8,353,192.09	37,690,803.33	2,556,250.00	355,446.67	15,500.00	-
CO	16,290,380.00	-	-	-	-	-	-	1,709,620.00	1,290,380.00	15,000,000.00
<b>II. AUTOMATIC APPROPRIATION</b>	<b>-</b>	<b>-</b>	<b>-</b>	<b>-</b>	<b>-</b>	<b>-</b>	<b>-</b>	<b>-</b>	<b>-</b>	<b>-</b>
Retirement and Life Insurance Premium	-	-	-	-	-	-	-	-	-	-
Personnel Services	2,152,452.88	453,412.30	443,606.52	607,720.34	647,713.72	2,152,452.88	-	393,118.12	-	-
<b>SUB-TOTAL, AUTOMATIC APPROPRIATION</b>	<b>2,152,452.88</b>	<b>453,412.30</b>	<b>443,606.52</b>	<b>607,720.34</b>	<b>647,713.72</b>	<b>2,152,452.88</b>	<b>-</b>	<b>393,118.12</b>	<b>-</b>	<b>-</b>
PS	2,152,452.88	453,412.30	443,606.52	607,720.34	647,713.72	2,152,452.88	-	393,118.12	-	-
MOOE	-	-	-	-	-	-	-	-	-	-
CO	-	-	-	-	-	-	-	-	-	-
<b>III. SPECIAL PURPOSE FUND</b>	<b>-</b>	<b>-</b>	<b>-</b>	<b>-</b>	<b>-</b>	<b>-</b>	<b>-</b>	<b>-</b>	<b>-</b>	<b>-</b>
Miscellaneous Personnel Benefits Fund	8,262,931.83	-	-	2,807,549.20	5,455,382.63	8,262,931.83	-	363,416.17	-	-
Personnel Services	8,262,931.83	-	-	2,807,549.20	5,455,382.63	8,262,931.83	-	363,416.17	-	-
<b>SUB-TOTAL, SPECIAL PURPOSE</b>	<b>8,262,931.83</b>	<b>-</b>	<b>-</b>	<b>2,807,549.20</b>	<b>5,455,382.63</b>	<b>8,262,931.83</b>	<b>-</b>	<b>363,416.17</b>	<b>-</b>	<b>-</b>
PS	8,262,931.83	-	-	2,807,549.20	5,455,382.63	8,262,931.83	-	363,416.17	-	-
MOOE	-	-	-	-	-	-	-	-	-	-
CO	-	-	-	-	-	-	-	-	-	-
<b>GRAND TOTAL (CURRENT YEAR 2014)</b>	<b>93,437,114.72</b>	<b>15,094,346.19</b>	<b>17,858,609.46</b>	<b>17,790,681.14</b>	<b>26,255,544.75</b>	<b>76,999,181.54</b>	<b>-</b>	<b>3,286,804.28</b>	<b>1,437,933.18</b>	<b>15,000,000.00</b>
PS	39,440,431.39	6,276,707.85	6,498,759.38	8,630,558.32	17,902,352.66	39,308,378.21	(2,556,250.00)	1,221,737.61	132,053.18	-
MOOE	37,706,303.33	8,817,638.34	11,359,850.08	9,160,122.82	8,353,192.09	37,690,803.33	2,556,250.00	355,446.67	15,500.00	-
CO	16,290,380.00	-	-	-	-	-	-	1,709,620.00	1,290,380.00	15,000,000.00
<b>RECAPITULATION BY MFO:</b>	<b>83,021,730.01</b>	<b>14,640,933.89</b>	<b>17,415,002.94</b>	<b>14,375,411.60</b>	<b>20,152,448.40</b>	<b>66,583,796.83</b>	<b>-</b>	<b>2,530,269.99</b>	<b>1,437,933.18</b>	<b>15,000,000.00</b>
MFO 1	-	-	-	-	-	-	-	-	-	-
MFO 2	-	-	-	-	-	-	-	-	-	-
MFO 3	83,021,730.01	14,640,933.89	17,415,002.94	14,375,411.60	20,152,448.40	66,583,796.83	-	2,530,269.99	1,437,933.18	15,000,000.00
MFO 4	-	-	-	-	-	-	-	-	-	-

\* NOTE:  
 - Assign the sub-allotment/transfer (from/to) :

Recommending Approval:  
  
 EMILY V. RAYMUNDO, Chief Administrative Officer  
 Date:

Approved By:  
  
 LEONITA P. GORGLON, MD, MHA, MCHM, CEO VI/Director IV  
 Date:

**STATEMENT OF APPROPRIATIONS, ALLOTMENTS, OBLIGATIONS, DISBURSEMENTS AND BALANCES**  
As of the Quarter Ending December 2014

Department: HEALTH  
 Agency: Office of the Secretary  
 Operating Unit: Mariveles Mental Hospital  
 Organization Code (UACS): 130011400031  
 Funding Source Code (as clustered): 01101101



PARTICULARS	UACS CODE	APPROPRIATION			ALLOTMENTS					REGULAR OBLIGATION (Un-obligated balance of last year)		
		Authorized Appropriation	Adjustments (Transfer To/From, Realignment)	Adjusted Appropriations	Allotments Received (Un- obligated balance of last years Regular & SAA)	Adjustments (Withdrawal, Realignment)	Transfer to Hosp & TRC (CY 2014 releases)	Transfer From Central Office (CY 2014 releases)	Adjusted Total Allotments	1st Qtr ending March 31	2nd Qtr ending June 30	3rd Qtr ending Sept. 30
1	2	3	4	5=(3+4)	6	7	8	9	10=(6+7+8+9)			
<b>MFO 3</b>		702,352.84	663.19	703,016.03	702,352.84	-	-	663.19	703,016.03	-	-	8,880.00
Operation of Regional Medical Centers, Sanitari and Other Hospitals	303030000	702,352.84	663.19	703,016.03	702,352.84	-	-	663.19	703,016.03	-	-	8,880.00
Personnel Services		-	-	-	-	-	-	-	-	-	-	-
Maintenance & Other Operating Expenses		702,352.84	663.19	703,016.03	702,352.84	-	-	663.19	703,016.03	-	-	8,880.00
Capital Outlays		-	-	-	-	-	-	-	-	-	-	-
<b>TOTAL OPERATIONS</b>		702,352.84	663.19	703,016.03	702,352.84	-	-	663.19	703,016.03	-	-	8,880.00
<b>SUB-TOTAL, AGENCY SPECIFIC BUDGET</b>		702,352.84	663.19	703,016.03	702,352.84	-	-	663.19	703,016.03	-	-	8,880.00
PS		-	-	-	-	-	-	-	-	-	-	-
MOOE		702,352.84	663.19	703,016.03	702,352.84	-	-	663.19	703,016.03	-	-	8,880.00
CO		-	-	-	-	-	-	-	-	-	-	-
<b>II. AUTOMATIC APPROPRIATION</b>		-	-	-	-	-	-	-	-	-	-	-
Description (Specify)		-	-	-	-	-	-	-	-	-	-	-
Maintenance & Other Operating Expenses		-	-	-	-	-	-	-	-	-	-	-
Capital Outlays		-	-	-	-	-	-	-	-	-	-	-
<b>SUB-TOTAL, AUTOMATIC APPROPRIATION</b>		-	-	-	-	-	-	-	-	-	-	-
PS		-	-	-	-	-	-	-	-	-	-	-
MOOE		-	-	-	-	-	-	-	-	-	-	-
CO		-	-	-	-	-	-	-	-	-	-	-
<b>GRAND TOTAL (CONAP 2013)</b>		702,352.84	663.19	703,016.03	702,352.84	-	-	663.19	703,016.03	-	-	8,880.00
PS		-	-	-	-	-	-	-	-	-	-	-
MOOE		702,352.84	663.19	703,016.03	702,352.84	-	-	663.19	703,016.03	-	-	8,880.00
CO		-	-	-	-	-	-	-	-	-	-	-
<b>RECAPITULATION BY MFO:</b>		702,352.84	663.19	703,016.03	702,352.84	-	-	663.19	703,016.03	-	-	8,880.00
MFO 1		-	-	-	-	-	-	-	-	-	-	-
MFO 2		-	-	-	-	-	-	-	-	-	-	-
MFO 3		702,352.84	663.19	703,016.03	702,352.84	-	-	663.19	703,016.03	-	-	8,880.00
MFO 4		-	-	-	-	-	-	-	-	-	-	-

\* NOTE:  
- Assign the sub-allotment/transfer (from/to) according to their PAP/Fund Source and hide the rows (PAPs) that not concern you.

**Certified Correct:**  
  
 LAARNI D. MAGALANAN, In-Charge, Budget Unit  
 Date:

**Certified Correct:**  
  
 MARIANO T. VERSOZA III, Head, Accounting Unit  
 Date:

**Recommending Approval:**  
  
 EMILY V. RAYMUNDO, Chief Administrative Officer  
 Date:


FAR No. 1

Department  
 Agency  
 Operating Unit  
 Organization Code (UACS)  
 Funding Source Code (as clustered)

Current Year Appropriations  
 Supplemental Appropriations  
 Continuing Appropriations

PARTICULARS	O B L I G A T I O N													1st Qtr ending March 31
	ON Regular & SAA		SAA OBLIGATION (Current years released Sub-allotment)					TOTAL OBLIGATION (REGULAR + SAA)						
	4th Qtr ending Dec. 31	TOTAL	1st Qtr ending March 31	2nd Qtr ending June 30	3rd Qtr ending Sept. 30	4th Qtr ending Dec. 31	TOTAL	1st Qtr ending March 31	2nd Qtr ending June 30	3rd Qtr ending Sept. 30	4th Qtr ending Dec. 31	TOTAL		
1							11	12	13	14	15=(11+12+13+14)	16		
<b>MFO 3</b>	693,472.84	702,352.84	-	-	-	-	-	-	-	8,880.00	693,472.84	702,352.84	-	
Operation of Regional Medical Centers, Sanitari and Other Hospitals	693,472.84	702,352.84	-	-	-	-	-	-	-	8,880.00	693,472.84	702,352.84	-	
Personnel Services	-	-	-	-	-	-	-	-	-	-	-	-	-	
Maintenance & Other Operating Expenses	693,472.84	702,352.84	-	-	-	-	-	-	-	8,880.00	693,472.84	702,352.84	-	
Capital Outlays	-	-	-	-	-	-	-	-	-	-	-	-	-	
<b>TOTAL OPERATIONS</b>	693,472.84	702,352.84	-	-	-	-	-	-	-	8,880.00	693,472.84	702,352.84	-	
<b>SUB-TOTAL, AGENCY SPECIFIC BUDGET</b>	693,472.84	702,352.84	-	-	-	-	-	-	-	8,880.00	693,472.84	702,352.84	-	
PS	-	-	-	-	-	-	-	-	-	-	-	-	-	
MOOE	693,472.84	702,352.84	-	-	-	-	-	-	-	8,880.00	693,472.84	702,352.84	-	
CO	-	-	-	-	-	-	-	-	-	-	-	-	-	
<b>II. AUTOMATIC APPROPRIATION</b>	-	-	-	-	-	-	-	-	-	-	-	-	-	
Description (Specify)	-	-	-	-	-	-	-	-	-	-	-	-	-	
Maintenance & Other Operating Expenses	-	-	-	-	-	-	-	-	-	-	-	-	-	
Capital Outlays	-	-	-	-	-	-	-	-	-	-	-	-	-	
<b>SUB-TOTAL, AUTOMATIC APPROPRIATION</b>	-	-	-	-	-	-	-	-	-	-	-	-	-	
PS	-	-	-	-	-	-	-	-	-	-	-	-	-	
MOOE	-	-	-	-	-	-	-	-	-	-	-	-	-	
CO	-	-	-	-	-	-	-	-	-	-	-	-	-	
<b>GRAND TOTAL (CONAP 2013)</b>	693,472.84	702,352.84	-	-	-	-	-	-	-	8,880.00	693,472.84	702,352.84	-	
PS	-	-	-	-	-	-	-	-	-	-	-	-	-	
MOOE	693,472.84	702,352.84	-	-	-	-	-	-	-	8,880.00	693,472.84	702,352.84	-	
CO	-	-	-	-	-	-	-	-	-	-	-	-	-	
<b>RECAPITULATION BY MFO:</b>	693,472.84	702,352.84	-	-	-	-	-	-	-	8,880.00	693,472.84	702,352.84	-	
MFO 1	-	-	-	-	-	-	-	-	-	-	-	-	-	
MFO 2	-	-	-	-	-	-	-	-	-	-	-	-	-	
MFO 3	693,472.84	702,352.84	-	-	-	-	-	-	-	8,880.00	693,472.84	702,352.84	-	
MFO 4	-	-	-	-	-	-	-	-	-	-	-	-	-	

\* NOTE:  
 - Assign the sub-allotment/transfer (from/to) ac

Approved By:  
  
 LEONITA P. GORGLON/MD,MHA,MCHM,CEO VI/Director IV  
 Date:

Department  
 Agency  
 Operating Unit  
 Organization Code (UACS)  
 Funding Source Code (as clustered)

PARTICULARS	CURRENT YEAR DISBURSEMENTS				BALANCES			
	2nd Qtr ending June 30	3rd Qtr ending Sept. 30	4th Qtr ending Dec. 31	TOTAL	Unreleased Appropriation	Unobligated Allotment	Unpaid Obligations	
	17	18	19	20=(16+17+18+19)			21=(5-10)	22=(10-15)
<b>MFO 3</b>	-	-	8,880.00	8,880.00	-	663.19	693,472.84	-
Operation of Regional Medical Centers, Sanitari and Other Hospitals	-	-	8,880.00	8,880.00	-	663.19	693,472.84	-
Personnel Services				-	-	-		
Maintenance & Other Operating Expenses			8,880.00	8,880.00	-	663.19	693,472.84	
Capital Outlays				-	-	-		
<b>TOTAL OPERATIONS</b>	-	-	8,880.00	8,880.00	-	663.19	693,472.84	-
<b>SUB-TOTAL, AGENCY SPECIFIC BUDGET</b>	-	-	8,880.00	8,880.00	-	663.19	693,472.84	-
PS	-	-	-	-	-	-	-	-
MOOE	-	-	8,880.00	8,880.00	-	663.19	693,472.84	-
CO	-	-	-	-	-	-	-	-
<b>II. AUTOMATIC APPROPRIATION</b>								
Description (Specify)	-	-	-	-	-	-	-	-
Maintenance & Other Operating Expenses				-	-	-		
Capital Outlays				-	-	-		
<b>SUB-TOTAL, AUTOMATIC APPROPRIATION</b>	-	-	-	-	-	-	-	-
PS	-	-	-	-	-	-	-	-
MOOE	-	-	-	-	-	-	-	-
CO	-	-	-	-	-	-	-	-
<b>GRAND TOTAL (CONAP 2013)</b>	-	-	8,880.00	8,880.00	-	663.19	693,472.84	-
PS	-	-	-	-	-	-	-	-
MOOE	-	-	8,880.00	8,880.00	-	663.19	693,472.84	-
CO	-	-	-	-	-	-	-	-
<b>RECAPITULATION BY MFO:</b>								
MFO 1	-	-	8,880.00	8,880.00	-	663.19	693,472.84	-
MFO 2	-	-	-	-	-	-	-	-
MFO 3	-	-	8,880.00	8,880.00	-	663.19	693,472.84	-
MFO 4	-	-	-	-	-	-	-	-

\* NOTE:  
 - Assign the sub-allotment/transfer (from/to) ac