

STATEMENT OF APPROPRIATIONS, ALLOTMENTS, OBLIGATIONS, DISBURSEMENTS AND BALANCES
As of the Quarter Ending December 31, 2017

Department: Department of Health (DOH)
Agency: Office of the Secretary
Operating Unit: Mariveles Mental Hospital
Organization Code (UACS): 130011400031
Fund Cluster: 01 - Regular Agency Fund

Authorization: 01 - Current Year Appropriations
Report Status: SUBMITTED

Particulars	UACS CODE	Appropriation			Allotments			Current Year Obligations					Current Year Disbursements					Balances						
		Authorized Appropriation	Adjustments (Transfer To)/From, Realignment	Adjusted Appropriations	Allotments Received	Adjustments (Withdrawal, Realignment)	Transfer To	Transfer From	Adjusted Total Allotments	1st Quarter Ending March 31	2nd Quarter Ending June 30	3rd Quarter Ending Sept. 30	4th Quarter Ending Dec. 31	Total	1st Quarter Ending March 31	2nd Quarter Ending June 30	3rd Quarter Ending Sept. 30	4th Quarter Ending Dec. 31	Total	Unreleased Appropriations	Unobligated Allotment	Unpaid Obligations (15-20) = (23+24)		
1	2	3	4	5=(3+4)	6	7	8	9	10=(8+1+7+8+9)	11	12	13	14	15=(11+12+13+14)	16	17	18	19	20=(16+17+18+19)	21=(5-10)	22=(10-18)	23	24	
I. Agency Specific Budget																								
Specific Budgets of National Government Agencies	01101101																							
General Administration and Support	00000108000000		61,030,640.47	61,030,640.47	46,477,013.00				14,553,627.47	61,030,640.47	269,574.20	16,586,902.83	21,623,321.63	22,548,841.81	61,030,640.47	269,574.20	16,586,902.83	21,623,321.63	22,548,841.81	61,030,640.47				
Administration of Personnel Benefits	10300108020000		61,030,640.47	61,030,640.47	46,477,013.00				14,553,627.47	61,030,640.47	269,574.20	16,586,902.83	21,623,321.63	22,548,841.81	61,030,640.47	269,574.20	16,586,902.83	21,623,321.63	22,548,841.81	61,030,640.47				
PS			61,030,640.47	61,030,640.47	46,477,013.00				14,553,627.47	61,030,640.47	269,574.20	16,586,902.83	21,623,321.63	22,548,841.81	61,030,640.47	269,574.20	16,586,902.83	21,623,321.63	22,548,841.81	61,030,640.47				
Operations	00000309000000	114,094,000.00	2,340,000.00	116,434,000.00	114,094,000.00				2,340,000.00	118,434,000.00	33,487,320.26	25,570,684.02	19,951,393.78	32,295,714.44	111,285,112.50	32,492,062.62	25,862,116.94	18,914,218.87	32,585,124.57	109,863,522.70		5,149,887.50	406,651.80	925,038.00
MFO 1: HEALTH SECTOR POLICY SERVICES	00000301000000		500,000.00	500,000.00					500,000.00	500,000.00	500,000.00			500,000.00	500,000.00				500,000.00					
Formulation and Development of National Health Policies and Plans including Essential National Health Research	00000301010000		500,000.00	500,000.00					500,000.00	500,000.00	500,000.00			500,000.00	500,000.00				500,000.00					
Formulation of policies, standards, and plans for hospitals and other health facilities	22700301010003		500,000.00	500,000.00					500,000.00	500,000.00	500,000.00			500,000.00	500,000.00				500,000.00					
MOOE			500,000.00	500,000.00					500,000.00	500,000.00	500,000.00			500,000.00	500,000.00				500,000.00					
MFO 2: TECHNICAL SUPPORT SERVICES	00000302000000		1,840,000.00	1,840,000.00					1,840,000.00	1,840,000.00		23,160.86	128,006.50	1,687,603.80	1,838,758.86		21,262.88	97,199.50	774,508.50	882,961.86		1,240.14	20,760.00	925,038.00
Disease Prevention and Control	00000302040000		1,600,000.00	1,600,000.00					1,600,000.00	1,600,000.00				1,599,998.00	1,599,998.00			674,960.00	674,960.00		2.00			925,038.00
Non-communicable diseases prevention and control	22400302040001		1,600,000.00	1,600,000.00					1,600,000.00	1,600,000.00				1,599,998.00	1,599,998.00			674,960.00	674,960.00		2.00			925,038.00
MOOE			1,600,000.00	1,600,000.00					1,600,000.00	1,600,000.00				1,599,998.00	1,599,998.00			674,960.00	674,960.00		2.00			925,038.00
Health Emergency Management including provision of emergency drugs and supplies	22400302080000		240,000.00	240,000.00					240,000.00	240,000.00		23,150.86	128,006.50	87,605.80	238,761.86		21,262.88	97,199.50	99,545.50	218,001.86		1,238.14	20,760.00	
MOOE			240,000.00	240,000.00					240,000.00	240,000.00		23,150.86	128,006.50	87,605.80	238,761.86		21,262.88	97,199.50	99,545.50	218,001.86		1,238.14	20,760.00	
MFO 3: HOSPITAL SERVICES	00000303000000	114,094,000.00		114,094,000.00	114,094,000.00				114,094,000.00	32,987,320.26	25,547,633.16	19,803,388.28	30,608,110.84	108,948,362.64	31,992,062.62	26,940,853.79	19,817,025.37	31,810,618.07	108,890,560.84		5,147,647.36	386,791.80		
Operation of Regional Medical Centers, Sanitaris and other Hospitals	22300303030000	114,094,000.00		114,094,000.00	114,094,000.00				114,094,000.00	32,987,320.26	25,547,633.16	19,803,388.28	30,608,110.84	108,948,362.64	31,992,062.62	26,940,853.79	19,817,025.37	31,810,618.07	108,890,560.84		5,147,647.36	386,791.80		
PS			72,879,000.00	72,879,000.00	72,879,000.00		3,076,500.00		75,955,500.00	24,432,584.23	15,181,336.98	9,097,506.94	23,116,806.43	70,808,094.56	24,432,584.23	15,181,336.98	9,097,506.94	23,114,258.38	70,805,886.51		5,147,665.44	2,348.05		
MOOE			41,215,000.00	(3,076,800.00)	38,138,500.00	41,215,000.00	(3,076,500.00)		38,138,500.00	8,554,736.03	10,386,496.20	11,705,881.34	7,491,504.61	38,138,318.06	7,689,478.39	10,779,516.82	10,719,518.43	6,896,360.69	37,764,874.33		181.92	383,443.75		
Locality-Funded Projects	00000409000000		150,000.00	150,000.00					150,000.00	150,000.00	44,850.00	195,320.80	(482.79)	(1,359.93)	148,128.08	44,850.00			93,313.21	10,164.87	148,128.08		1,871.92	
Social Protection	00000414000000		150,000.00	150,000.00					150,000.00	150,000.00	44,850.00	195,320.80	(482.79)	(1,359.93)	148,128.08	44,850.00			93,313.21	10,164.87	148,128.08		1,871.92	
Sickness and Disability	00000414010000		150,000.00	150,000.00					150,000.00	150,000.00	44,850.00	195,320.80	(482.79)	(1,359.93)	148,128.08	44,850.00			93,313.21	10,164.87	148,128.08		1,871.92	
Assistance to Indigent Patients either Confined or Out-Patient In Government Hospitals/Specialty Hospitals/LGU Hospitals/Philippine General Hospital/West Visayas State University Hospital	22300414010001		150,000.00	150,000.00					150,000.00	150,000.00	44,850.00	195,320.80	(482.79)	(1,359.93)	148,128.08	44,850.00			93,313.21	10,164.87	148,128.08		1,871.92	
MOOE			150,000.00	150,000.00					150,000.00	150,000.00	44,850.00	195,320.80	(482.79)	(1,359.93)	148,128.08	44,850.00			93,313.21	10,164.87	148,128.08		1,871.92	
Sub-Total, Agency-Specific		114,094,000.00	63,520,640.47	177,614,640.47	160,571,013.00				17,043,627.47	177,614,640.47	33,801,644.46	42,284,907.65	41,654,232.62	54,843,196.32	172,463,891.06	32,806,286.82	42,551,018.47	40,830,853.71	55,144,131.25	171,132,291.25		5,150,766.42	406,651.80	925,038.00
PS			72,879,000.00	64,197,140.47	136,986,140.47	119,356,013.00	3,076,500.00		146,669,927.47	136,986,140.47	24,702,156.43	31,780,236.79	28,720,828.57	45,665,448.24	131,838,675.03	24,702,156.43	31,750,236.79	28,720,828.57	45,663,100.19	131,836,326.98		5,147,665.44	2,348.05	
MOOE			41,215,000.00	(66,530.00)	40,828,500.00	41,215,000.00	(3,076,500.00)		2,480,000.00	40,828,500.00	9,099,366.03	10,514,467.86	11,833,404.05	6,177,748.68	40,825,206.02	8,104,128.39	10,806,779.69	10,910,025.14	6,481,031.08	39,295,964.27		3,293.88	404,203.75	925,038.00
Fin Ex																								
CO																								
II. Automatic Appropriations																								
Retirement and Life Insurance Premiums	01104102																							
Operations	00000309000000	5,749,000.00	4,187,684.90	9,936,684.00	9,936,684.00				9,936,684.00	1,997,216.42	2,236,512.98	2,426,825.50	2,510,075.39	9,170,629.29	1,997,216.42	2,236,512.98	2,426,825.50	2,510,075.39	9,170,629.29			766,064.71		
MFO 3: HOSPITAL SERVICES	00000303000000	5,749,000.00	4,187,684.90	9,936,684.00	9,936,684.00				9,936,684.00	1,997,216.42	2,236,512.98	2,426,825.50	2,510,075.39	9,170,629.29	1,997,216.42	2,236,512.98	2,426,825.50	2,510,075.39	9,170,629.29			766,064.71		
Operation of Regional Medical Centers, Sanitaris and other Hospitals	22300303030000	5,749,000.00	4,187,684.90	9,936,684.00	9,936,684.00				9,936,684.00	1,997,216.42	2,236,512.98	2,426,825.50	2,510,075.39	9,170,629.29	1,997,216.42	2,236,512.98	2,426,825.50	2,510,075.39	9,170,629.29			766,064.71		
PS			5,749,000.00	4,187,684.90	9,936,684.00	9,936,684.00			9,936,684.00	1,997,216.42	2,236,512.98	2,426,825.50	2,510,075.39	9,170,629.29	1,997,216.42	2,236,512.98	2,426,825.50	2,510,075.39	9,170,629.29			766,064.71		
Sub-Total, Automatic Appropriations		5,749,000.00	4,187,684.90	9,936,684.00	9,936,684.00				9,936,684.00	1,997,216.42	2,236,512.98	2,426,825.50	2,510,075.39	9,170,629.29	1,997,216.42	2,236,512.98	2,426,825.50	2,510,075.39	9,170,629.29			766,064.71		
PS			5,749,000.00	4,187,684.90	9,936,684.00	9,936,684.00			9,936,684.00	1,997,216.42	2,236,512.98	2,426,825.50	2,510,075.39	9,170,629.29	1,997,216.42	2,236,512.98	2,426,825.50	2,510,075.39	9,170,629.29			766,064.71		


Particulars	UACB CODE	Appropriation			Allotments						Current Year Obligations					Current Year Disbursements					Balances			
		Authorized Appropriation	Adjustments (Transfer (To)/From, Realignment)	Adjusted Appropriations	Allotments Received	Adjustments (Withdrawal, Realignment)	Transfer To	Transfer From	Adjusted Total Allotments	1st Quarter	2nd Quarter	3rd Quarter	4th Quarter	Total	1st Quarter	2nd Quarter	3rd Quarter	4th Quarter	Total	Unreleased Appropriations	Unobligated Allotment	Unpaid Obligations (15-20) = (23+24)		
										Ending March 31	Ending June 30	Ending Sept. 30	Ending Dec. 31		Ending March 31	Ending June 30	Ending Sept. 30	Ending Dec. 31				Due and Demandable	Not Yet Due and Demandable	
1	2	3	4	5=(3+4)	6	7	8	9	10=(8+7)+8+6	11	12	13	14	15=(11+12+13+14)	16	17	18	19	20=(16+17+18+19)	21=(6-16)	22=(10-15)	23	24	
MOOE																								
Fin Ex																								
CO																								
III. Special Purpose Fund																								
Pension and Gratuity Fund	01101407		3,167,725.00	3,167,725.00	3,167,725.00				3,167,725.00			3,167,723.71		3,167,723.71			3,167,723.71		3,167,723.71				1.29	
Pension and Gratuity Fund	00000908000000		3,167,725.00	3,167,725.00	3,167,725.00				3,167,725.00			3,167,723.71		3,167,723.71			3,167,723.71		3,167,723.71				1.29	
For payment of monetization of leave credits	103009080400000		3,167,725.00	3,167,725.00	3,167,725.00				3,167,725.00			3,167,723.71		3,167,723.71			3,167,723.71		3,167,723.71				1.29	
PS			3,167,725.00	3,167,725.00	3,167,725.00				3,167,725.00			3,167,723.71		3,167,723.71			3,167,723.71		3,167,723.71				1.29	
Sub-Total, SPF			3,167,725.00	3,167,725.00	3,167,725.00				3,167,725.00			3,167,723.71		3,167,723.71			3,167,723.71		3,167,723.71				1.29	
PS			3,167,725.00	3,167,725.00	3,167,725.00				3,167,725.00			3,167,723.71		3,167,723.71			3,167,723.71		3,167,723.71				1.29	
MOOE																								
Fin Ex																								
CO																								
GRAND TOTAL		118,843,000.00	70,876,048.47	189,719,049.47	173,675,422.00				17,043,627.47	180,719,049.47	35,798,758.88	44,591,420.63	47,146,781.83	57,353,271.71	184,802,234.05	34,803,502.24	44,787,532.46	46,225,402.92	57,854,206.64	163,470,644.25		5,916,815.42	496,551.80	825,038.00
PS		78,628,000.00	71,482,548.47	150,060,548.47	132,480,432.90			3,078,500.00	14,853,627.47	150,060,548.47	26,699,373.85	33,996,752.77	35,315,377.78	48,175,523.83	144,177,928.03	26,869,373.85	33,986,752.77	35,315,377.78	48,173,175.58	144,174,678.98		5,913,521.44	2,348.05	
MOOE		41,215,000.00	(589,500.00)	40,628,500.00	41,215,000.00			(3,078,500.00)	2,490,000.00	40,628,500.00	9,099,386.03	10,514,667.86	11,833,404.05	9,177,748.08	40,625,266.02	8,104,128.39	10,800,779.69	10,910,025.14	9,481,081.06	39,295,964.27		3,293.98	494,203.75	825,038.00
Fin Ex																								
CO																								

Certified Correct:


Certified Correct:


Recommended By:

Approved By:


 Alma Maglaqui Laarni
 Budget Officer
 Date: 12/Jan/2018

 Chief Accountant
 Date:


 Soan, Victoria
 Director, FMS
 Date: 17/Jan/2018


 Evangelista, Ma. Lourdes
 Agency Head/Department
 Date: 17/Jan/2018

Particulars	UACS CODE	Appropriation			Allotments			Current Year Obligations					Current Year Disbursements				Balance						
		Authorized Appropriation	Adjustments (Transfer To)/From, Reassignment	Adjusted Appropriations	Allotments Received	Adjustments (Withdrawal, Reassignment)	Transfer To	Transfer From	Adjusted Total Allotments	1st Quarter Ending March 31	2nd Quarter Ending June 30	3rd Quarter Ending Sept. 30	4th Quarter Ending Dec. 31	Total	1st Quarter Ending March 31	2nd Quarter Ending June 30	3rd Quarter Ending Sept. 30	4th Quarter Ending Dec. 31	Total	Unreleased Appropriations	Unobligated Allotment	Unpaid Obligations (15-20) = (23+24)	
1	2	3	4	5=(3+4)	6	7	8	9	10=(8+9)-(7)+4+4	11	12	13	14	15=(11+12+13+14)	16	17	18	19	20=(16+17+18+19)	21=(5-16)	22=(10-19)	23	24
CO																							
GRAND TOTAL		13,814,184.42	30,500,000.00	44,314,184.42	13,814,184.42			30,500,000.00	44,314,184.42	2,833,117.95	10,114,937.75	24,391,858.89	6,542,006.04	43,881,720.63	1,007,886.38	2,795,120.57	5,267,296.77	2,944,182.66	12,014,466.40		432,463.79	2,238,002.23	29,629,250.00
PS																							
MOOE		5,783,420.00	500,000.00	6,283,420.00	5,783,420.00			500,000.00	6,283,420.00	1,444,487.75	3,452,864.00	1,048,908.89	313,161.10	6,260,421.74	287,825.00	2,126,533.75	3,392,315.14	358,348.81	6,185,022.50		2,898.26	95,398.24	
Fin Ex																							
CO		8,050,764.42	30,000,000.00	38,050,764.42	8,050,764.42			30,000,000.00	38,050,764.42	1,388,630.20	6,882,073.75	23,341,750.00	6,228,844.94	37,821,298.89	720,043.38	688,586.82	1,874,981.63	2,585,834.07	5,849,445.90		429,465.53	2,142,802.98	29,629,250.00

Certified Correct:

Certified Correct:

Recommended By:

Approved By:


Maglaqui, Lelami

Budget Officer

Date: 15/Jan/2018

Chief Accountant

Date:


Soan, Victoria

Director, FMS

Date: 17/Jan/2018



Evangelista, Ma. Lourdes

Agency Head/Department

Date: 17/Jan/2018