

STATEMENT OF APPROPRIATIONS, ALLOTMENTS, OBLIGATIONS, DISBURSEMENTS AND BALANCES


As of the Quarter Ending December 31, 2015


Department: HEALTH
 Agency: OFFICE OF THE SECRETARY
 Operating Unit: OPERATING UNIT
 Organization Code (UACS): 130011400081
 Funding Source Code (as clustered): 01101101

Current Year Appropriations
 Supplemental Appropriations
 Continuing Appropriations

PARTICULARS	UACS CODE	APPROPRIATION			ALLOTMENTS					(Un-obligated)	
		Authorized Appropriation	Adjustments (Transfer To/From, Realignment)	Adjusted Appropriations	Alotments Received (Un-obligated balance of last years Regular & SAA)	Adjustments (Withdrawal, Realignment)	Transfer to Hoop & TRC (CY 2015 releases)	Transfer From Central Office (CY 2015 releases)	Adjusted Total Allotments	1st Qtr ending March 31	2nd Qtr ending June 30
		1	4	3+(3+4)	6	7	8	9	10=(7+8+9)		
MFO 2		2,065,066.67	-	2,065,066.67	2,065,066.67	-	-	-	2,065,066.67	-	882,304.00
Operation of Regional Medical Centers, Sanitar/Land Other Hospitals	809030000	2,065,066.67	-	2,065,066.67	2,065,066.67	-	-	-	2,065,066.67	-	882,304.00
Personnel Services		-	-	-	-	-	-	-	-	-	-
Maintenance & Other Operating Expenses		355,446.67	-	355,446.67	355,446.67	-	-	-	355,446.67	-	78,684.00
Capital Outlays		1,709,620.00	-	1,709,620.00	1,709,620.00	-	-	-	1,709,620.00	-	803,620.00
Capital Outlays - Prior Year's Obligations		-	-	-	-	-	-	-	-	-	-
TOTAL OPERATIONS		2,065,066.67	-	2,065,066.67	2,065,066.67	-	-	-	2,065,066.67	-	882,304.00
SUB-TOTAL BUDGET SPECIAL BUDGET		2,065,066.67	-	2,065,066.67	2,065,066.67	-	-	-	2,065,066.67	-	882,304.00
PS		-	-	-	-	-	-	-	-	-	-
MOOE		355,446.67	-	355,446.67	355,446.67	-	-	-	355,446.67	-	78,684.00
CO		1,709,620.00	-	1,709,620.00	1,709,620.00	-	-	-	1,709,620.00	-	803,620.00
II. AUTOMATIC APPROPRIATION		-	-	-	-	-	-	-	-	-	-
Description (Specify)		-	-	-	-	-	-	-	-	-	-
Maintenance & Other Operating expenses		-	-	-	-	-	-	-	-	-	-
Capital Outlays		-	-	-	-	-	-	-	-	-	-
SUB-TOTAL AUTOMATIC APPROPRIATION		-	-	-	-	-	-	-	-	-	-
PS		-	-	-	-	-	-	-	-	-	-
MOOE		-	-	-	-	-	-	-	-	-	-
CO		-	-	-	-	-	-	-	-	-	-
GRAND TOTAL (CONAF 2016)		2,065,066.67	-	2,065,066.67	2,065,066.67	-	-	-	2,065,066.67	-	882,304.00
PS		-	-	-	-	-	-	-	-	-	-
MOOE		355,446.67	-	355,446.67	355,446.67	-	-	-	355,446.67	-	78,684.00
CO		1,709,620.00	-	1,709,620.00	1,709,620.00	-	-	-	1,709,620.00	-	803,620.00
RECAPITULATION BY MFO:		2,065,066.67	-	2,065,066.67	2,065,066.67	-	-	-	2,065,066.67	-	882,304.00
MFO 1		-	-	-	-	-	-	-	-	-	-
MFO 2		-	-	-	-	-	-	-	-	-	-
MFO 3		2,065,066.67	-	2,065,066.67	2,065,066.67	-	-	-	2,065,066.67	-	882,304.00
MFO 4		-	-	-	-	-	-	-	-	-	-

* NOTE:
 - Assign the sub-allotment/transfer (from/to) according to their PAP/Fund Source and hide the rows (PAPs) that not concern you.


Certified Correct:

 LARRY D. MAGLAQUI, In-Charge, Budget Unit
 Date: 06-Jan-2016

Certified Correct:

 RAZHEL GREEN B. SACTIN, CPA, TSP/Head, Accounting Unit
 Date: 06-Jan-2016

Department: HEALTH
 Agency: OFFICE OF THE SECRETARY
 Operating Unit: OPERATING UNIT
 Organization Code (UACS): 130011400092
 Funding Source Code (as illustrated): 01101181

PARTICULARS	O B L I G A T I O N											
	REGULAR OBLIGATION (Balance of last years Regular & SAA)			SAA OBLIGATION (Current years released Sub-allotment)					TOTAL OBLIGATION (REGULAR + SAA)			
	3rd Qtr ending Sept. 30	4th Qtr ending Dec. 31	TOTAL	1st Qtr ending March 31	2nd Qtr ending June 30	3rd Qtr ending Sept. 30	4th Qtr ending Dec. 31	TOTAL	1st Qtr ending March 31	2nd Qtr ending June 30	3rd Qtr ending Sept. 30	4th Qtr ending Dec. 31
I									11	12	13	14
MFO 2	96,766.00	808,655.00	1,787,725.00	-	-	69,447.83	186,684.30	256,132.13	-	882,304.00	166,213.83	955,339.30
Operation of Regional Medical Centers, Sedona and Other Hospitals	96,766.00	808,655.00	1,787,725.00	-	-	69,447.83	186,684.30	256,132.13	-	882,304.00	166,213.83	955,339.30
Personnel Services	-	-	-	-	-	-	-	-	-	-	-	-
Maintenance & Other Operating Expenses	-	-	78,684.00	-	-	69,447.83	186,684.30	256,132.13	-	78,684.00	69,447.83	186,684.30
Capital Outlays	96,766.00	808,655.00	1,709,041.00	-	-	-	-	-	-	803,620.00	96,766.00	808,655.00
Capital Outlays Prior Year's Obligation	-	-	-	-	-	-	-	-	-	-	-	-
TOTAL OPERATIONS	96,766.00	808,655.00	1,787,725.00	-	-	69,447.83	186,684.30	256,132.13	-	882,304.00	166,213.83	955,339.30
SUB-TOTAL AGENCY SPECIAL BUDGET	96,766.00	808,655.00	1,787,725.00	-	-	69,447.83	186,684.30	256,132.13	-	882,304.00	166,213.83	955,339.30
PS	-	-	-	-	-	-	-	-	-	-	-	-
MOOE	-	-	78,684.00	-	-	69,447.83	186,684.30	256,132.13	-	78,684.00	69,447.83	186,684.30
CO	96,766.00	808,655.00	1,709,041.00	-	-	-	-	-	-	803,620.00	96,766.00	808,655.00
II. AUTOMATIC APPROPRIATION												
Description (Specify)	-	-	-	-	-	-	-	-	-	-	-	-
Maintenance & Other Operating Expenses	-	-	-	-	-	-	-	-	-	-	-	-
Capital Outlays	-	-	-	-	-	-	-	-	-	-	-	-
SUB-TOTAL AUTOMATIC APPROPRIATION												
PS	-	-	-	-	-	-	-	-	-	-	-	-
MOOE	-	-	-	-	-	-	-	-	-	-	-	-
CO	-	-	-	-	-	-	-	-	-	-	-	-
GRAND TOTAL (COMAP 2014)	96,766.00	808,655.00	1,787,725.00	-	-	69,447.83	186,684.30	256,132.13	-	882,304.00	166,213.83	955,339.30
PS	-	-	-	-	-	-	-	-	-	-	-	-
MOOE	-	-	78,684.00	-	-	69,447.83	186,684.30	256,132.13	-	78,684.00	69,447.83	186,684.30
CO	96,766.00	808,655.00	1,709,041.00	-	-	-	-	-	-	803,620.00	96,766.00	808,655.00
RECAPITULATION BY MFO:	96,766.00	808,655.00	1,787,725.00	-	-	69,447.83	186,684.30	256,132.13	-	882,304.00	166,213.83	955,339.30
MFO 1	-	-	-	-	-	-	-	-	-	-	-	-
MFO 2	-	-	-	-	-	-	-	-	-	-	-	-
MFO 3	96,766.00	808,655.00	1,787,725.00	-	-	69,447.83	186,684.30	256,132.13	-	882,304.00	166,213.83	955,339.30
MFO 4	-	-	-	-	-	-	-	-	-	-	-	-

* NOTE:
 - Assign the sub-allotment/transfer (from/to) a

Recommending Approval:

 EMILY V. RAYMOND, Chief Administrative Officer
 Date: 06-Jan-2016

Approved By:

 ALBERTO C. DE LEON, MD, MHA, FPCHA, CEO/VI
 Date: 06-Jan-2016

Department: HEALTH
 Agency: OFFICE OF THE SECRETARY
 Operating Unit: OPERATING UNIT
 Organization Code (MACS): 130011400031
 Funding Source Code (as clustered): 01101101

PARTICULARS	CURRENT YEAR DISBURSEMENTS						BALANCES			
	TOTAL	1st Qtr ending March 31	3rd Qtr ending June 30	3rd Qtr ending Sept. 30	4th Qtr ending Dec. 31	TOTAL	Unreleased Appropriation	Unobligated Allotment	Unpaid Obligations	
		23	17	18	19	20-28-17+18-19			21-23-28	22-23-25
1	10-11+12+13-1+0	16	17	18	19	20-28-17+18-19	21-23-28	22-23-25	23	24
MPO 2	2,043,857.13	-	157,040.00	650,267.83	972,041.30	1,779,349.13	-	21,209.54	1,560,351.66	-
Operation of Regional Medical Centers, Sanitar and other hospitals	2,043,857.13	-	157,040.00	650,267.83	972,041.30	1,779,349.13	-	21,209.54	1,560,351.66	-
Personnel Services	-	-	-	-	-	-	-	-	-	-
Maintenance & Other Operating Expenses	334,816.11	-	-	69,447.83	202,368.30	271,816.13	-	20,630.54	63,000.00	-
Capital Outlays	1,709,041.00	-	157,040.00	580,820.00	769,673.00	1,507,533.00	-	579.00	201,508.00	-
Capital Outlays Prior Year's Obligation	-	-	-	-	1,295,843.66	1,295,843.66	-	-	1,295,843.66	-
TOTAL OPERATIONS	2,043,857.13	-	157,040.00	650,267.83	972,041.30	1,779,349.13	-	21,209.54	1,560,351.66	-
GRAND TOTAL AGENCY SPECIFIC BUDGET	2,043,857.13	-	157,040.00	650,267.83	972,041.30	1,779,349.13	-	21,209.54	281,508.00	-
PS	-	-	-	-	-	-	-	-	-	-
MOOE	334,816.11	-	-	69,447.83	202,368.30	271,816.13	-	20,630.54	63,000.00	-
CO	1,709,041.00	-	157,040.00	580,820.00	769,673.00	1,507,533.00	-	579.00	281,508.00	-
II. AUTOMATIC APPROPRIATION	-	-	-	-	-	-	-	-	-	-
Description (Specify)	-	-	-	-	-	-	-	-	-	-
Maintenance & Other Operating Expenses	-	-	-	-	-	-	-	-	-	-
Capital Outlays	-	-	-	-	-	-	-	-	-	-
GRAND TOTAL AUTOMATIC APPROPRIATION	-	-	-	-	-	-	-	-	-	-
PS	-	-	-	-	-	-	-	-	-	-
MOOE	-	-	-	-	-	-	-	-	-	-
CO	-	-	-	-	-	-	-	-	-	-
GRAND TOTAL (COMAT 2014)	2,043,857.13	-	157,040.00	650,267.83	972,041.30	1,779,349.13	-	21,209.54	281,508.00	-
PS	-	-	-	-	-	-	-	-	-	-
MOOE	334,816.11	-	-	69,447.83	202,368.30	271,816.13	-	20,630.54	63,000.00	-
CO	1,709,041.00	-	157,040.00	580,820.00	769,673.00	1,507,533.00	-	579.00	281,508.00	-
RECAPITULATION BY MPO:	2,043,857.13	-	157,040.00	650,267.83	972,041.30	1,779,349.13	-	21,209.54	1,560,351.66	-
MPO 1	-	-	-	-	-	-	-	-	-	-
MPO 2	-	-	-	-	-	-	-	-	-	-
MPO 3	2,043,857.13	-	157,040.00	650,267.83	972,041.30	1,779,349.13	-	21,209.54	1,560,351.66	-
MPO 4	-	-	-	-	-	-	-	-	-	-

* NOTE:
 - Assign the sub-allotment/transfer (from/to) a

Department: HEALTH
 Agency: OFFICE OF THE SECRETARY
 Operating Unit: OPERATING UNIT
 Organization Code (UACB): 13001400003
 Funding Source Code (as clustered): 02103101


PARTICULARS	UACS CODE	CURRENT YEAR DISBURSEMENTS					BALANCES				
		1st Qtr ending March 31	2nd Qtr ending June 30	3rd Qtr ending Sept. 30	4th Qtr ending Dec. 31	TOTAL	Unexpended Appropriation	Unobligated Allotment	Unpaid Obligation		
		16	17	18	19	20-19+17+18+19			11-05-19	12-02-19	20
MFO 3		10,796,198.83	15,442,147.11	17,064,433.54	19,235,557.82	62,538,337.30	-	4,603,168.38	507,497.22	-	
Operation of Regional Medical Centers, Sanatoria and Other Hospitals	303010000	10,796,198.83	15,442,147.11	17,064,433.54	19,235,557.82	62,538,337.30	-	4,603,168.38	507,497.22	-	
Personnel Services		5,210,115.65	5,353,413.42	8,030,218.39	11,096,822.78	29,690,568.24	-	331.61	-	-	
Maintenance & Other Operating Expenses Capital Outlays		5,586,083.18	10,088,733.69	9,034,215.15	8,138,735.19	32,847,767.01	-	4,603,033.77	307,497.22	-	
TOTAL OPERATIONS		10,796,198.83	15,442,147.11	17,064,433.54	19,235,557.82	62,538,337.30	-	4,603,168.38	507,497.22	-	
REG. TOTAL, AUTOMATIC APPROPRIATION		10,796,198.83	15,442,147.11	17,064,433.54	19,235,557.82	62,538,337.30	-	4,603,168.38	507,497.22	-	
PS		5,210,115.65	5,353,413.42	8,030,218.39	11,096,822.78	29,690,568.24	-	331.61	-	-	
MOOE		5,586,083.18	10,088,733.69	9,034,215.15	8,138,735.19	32,847,767.01	-	4,603,033.77	307,497.22	-	
CO		-	-	-	-	-	-	-	-	-	
II. AUTOMATIC APPROPRIATION											
Retirement and Life Insurance Premiums Personnel Services	1 04 102	734,542.49	825,546.60	881,370.96	886,568.95	3,328,029.00	-	-	-	-	
REG. TOTAL, AUTOMATIC APPROPRIATION		734,542.49	825,546.60	881,370.96	886,568.95	3,328,029.00	-	-	-	-	
PS		734,542.49	825,546.60	881,370.96	886,568.95	3,328,029.00	-	-	-	-	
MOOE		-	-	-	-	-	-	-	-	-	
CO		-	-	-	-	-	-	-	-	-	
III. SPECIAL PURPOSE FUNDS											
Miscellaneous Personnel Benefit Fund Personnel Services	1 01 406	4,190,905.38	8,029,528.21	2,528,622.33	10,271,941.88	25,020,997.80	-	19,870.20	441,867.00	-	
REG. TOTAL, SPECIAL PURPOSE		4,190,905.38	8,029,528.21	2,528,622.33	10,271,941.88	25,020,997.80	-	19,870.20	441,867.00	-	
PS		4,190,905.38	8,029,528.21	2,528,622.33	10,271,941.88	25,020,997.80	-	19,870.20	441,867.00	-	
MOOE		-	-	-	-	-	-	-	-	-	
CO		-	-	-	-	-	-	-	-	-	
GRAND TOTAL CURRENT YEAR 2019		15,711,846.70	24,297,221.92	26,677,435.83	30,392,066.75	90,887,364.20	-	4,612,015.56	749,364.22	-	
PS		10,155,563.52	14,210,486.43	15,860,213.66	22,215,335.36	58,701,595.37	-	20,801.81	143,867.00	-	
MOOE		5,586,083.18	10,088,733.69	9,034,215.15	8,138,735.19	32,847,767.01	-	4,603,033.77	307,497.22	-	
CO		-	-	-	-	-	-	-	-	-	
RECAPITULATION BY MFO:		10,796,198.83	15,442,147.11	17,064,433.54	19,235,557.82	62,538,337.30	-	4,603,168.38	507,497.22	-	
MFO 1		-	-	-	-	-	-	-	-	-	
MFO 2		-	-	-	-	-	-	-	-	-	
MFO 3		10,796,198.83	15,442,147.11	17,064,433.54	19,235,557.82	62,538,337.30	-	4,603,168.38	507,497.22	-	
MFO 4		-	-	-	-	-	-	-	-	-	


* NOTE:
 - Assign the sub-allotment/transfer (from/to)
 according to their PAF/Fund Source and hide the

Department: HEALTH
 Agency: OFFICE OF THE SECRETARY
 Operating Unit: OPERATING UNIT
 Organization Code (UACS): 130011400001
 Funding Source Code (as clustered): 01101101

PARTICULARS	UACS CODE	O B L I G A T I O N												
				OBLIGATION (SUB-ALLOTMENT)					TOTAL OBLIGATION					
		4th Qtr ending Dec 31	TOTAL	1st Qtr ending March	2nd Qtr ending June 30	3rd Qtr ending Sept. 30	4th Qtr ending Dec 31	TOTAL	1st Qtr ending March 31	2nd Qtr ending June 30	3rd Qtr ending Sept. 30	4th Qtr ending Dec 31	TOTAL	
MFO 3		18,396,113.91	62,364,142.62	-	-	222,912.00	258,780.00	481,692.00	13,295,622.47	13,246,248.07	17,715,089.73	18,654,891.31	62,364,142.62	
Operation of Regional Medical Centers, Sanatoria and Other Hospitals	363010000	18,396,113.91	62,364,142.62	-	-	222,912.00	258,780.00	481,692.00	13,295,622.47	13,246,248.07	17,715,089.73	18,654,891.31	62,364,142.62	
Personnel Services		11,096,822.71	29,690,568.39	-	-	-	-	-	5,210,115.65	5,353,411.62	8,030,218.39	11,096,821.73	29,690,568.39	
Maintenance & Other Operating Expenses		7,299,290.61	32,673,574.23	-	-	222,912.00	258,780.00	481,692.00	8,025,506.82	7,883,037.45	9,684,851.34	7,558,070.62	33,250,298.23	
Capital Outlays		-	-	-	-	-	-	-	-	-	-	-	-	
TOTAL OPERATIONS		18,396,113.91	62,364,142.62	-	-	222,912.00	258,780.00	481,692.00	13,295,622.47	13,246,248.07	17,715,089.73	18,654,891.31	62,364,142.62	
SUB-TOTAL, AGENCY-SPECIFIC BUDGET		18,396,113.91	62,364,142.62	-	-	222,912.00	258,780.00	481,692.00	13,295,622.47	13,246,248.07	17,715,089.73	18,654,891.31	62,364,142.62	
PS		11,096,822.71	29,690,568.39	-	-	-	-	-	5,210,115.65	5,353,411.62	8,030,218.39	11,096,821.73	29,690,568.39	
MOOI		7,299,290.61	32,673,574.23	-	-	222,912.00	258,780.00	481,692.00	8,025,506.82	7,883,037.45	9,684,851.34	7,558,070.62	33,250,298.23	
CO		-	-	-	-	-	-	-	-	-	-	-	-	
II. AUTOMATIC APPROPRIATION														
Retirement and Life Insurance Premiums	1 04 102	-	-	-	-	-	-	-	-	-	-	-	-	
Personnel Services		886,568.95	3,328,029.00	-	-	-	-	-	738,542.69	825,546.60	881,370.96	886,568.95	3,328,029.00	
SUB-TOTAL, AUTOMATIC APPROPRIATION		886,568.95	3,328,029.00	-	-	-	-	-	738,542.69	825,546.60	881,370.96	886,568.95	3,328,029.00	
PS		886,568.95	3,328,029.00	-	-	-	-	-	738,542.69	825,546.60	881,370.96	886,568.95	3,328,029.00	
MOOI		-	-	-	-	-	-	-	-	-	-	-	-	
CO		-	-	-	-	-	-	-	-	-	-	-	-	
III. SPECIAL PURPOSE FUND														
Miscellaneous Personnel Benefits Fund	1 01 406	10,713,808.88	25,462,864.80	-	-	-	-	-	4,190,905.38	8,029,528.21	3,528,622.33	10,713,808.88	25,462,864.80	
Personnel Services		10,713,808.88	25,462,864.80	-	-	-	-	-	4,190,905.38	8,029,528.21	3,528,622.33	10,713,808.88	25,462,864.80	
SUB-TOTAL, SPECIAL PURPOSE		10,713,808.88	25,462,864.80	-	-	-	-	-	4,190,905.38	8,029,528.21	3,528,622.33	10,713,808.88	25,462,864.80	
PS		10,713,808.88	25,462,864.80	-	-	-	-	-	4,190,905.38	8,029,528.21	3,528,622.33	10,713,808.88	25,462,864.80	
MOOI		-	-	-	-	-	-	-	-	-	-	-	-	
CO		-	-	-	-	-	-	-	-	-	-	-	-	
GRAND TOTAL CURRENT YEAR 2016		29,995,981.14	61,195,036.42	-	-	222,912.00	258,780.00	481,692.00	18,516,970.34	18,395,022.68	25,125,992.81	29,995,981.14	61,195,036.42	
PS		22,097,200.54	58,481,462.39	-	-	-	-	-	10,325,343.32	14,203,486.43	21,440,218.66	22,697,200.54	58,481,462.39	
MOOI		7,299,290.61	32,673,574.23	-	-	222,912.00	258,780.00	481,692.00	8,025,506.82	7,883,037.45	9,684,851.34	7,558,070.62	33,250,298.23	
CO		-	-	-	-	-	-	-	-	-	-	-	-	
RECAPITULATION BY MFO:		18,396,113.91	62,364,142.62	-	-	222,912.00	258,780.00	481,692.00	13,295,622.47	13,246,248.07	17,715,089.73	18,654,891.31	62,364,142.62	
MFO 1		-	-	-	-	-	-	-	-	-	-	-	-	
MFO 2		-	-	-	-	-	-	-	-	-	-	-	-	
MFO 3		18,396,113.91	62,364,142.62	-	-	222,912.00	258,780.00	481,692.00	13,295,622.47	13,246,248.07	17,715,089.73	18,654,891.31	62,364,142.62	
MFO 4		-	-	-	-	-	-	-	-	-	-	-	-	

* NOTE:
 - Assign the sub-alotment/transfer (from/to) according to their PA/Fund Source and hide the

Recommending Approval:

 EMILIO V. BAYRUNDO/Chief Administrative Officer
 Date: 06-Jan-2016

Approved By:

 ALBERTO C. DE LEON, MD, MPH, FPCHA, CEO W
 Date: 06-Jan-2016

STATEMENT OF APPROPRIATIONS, ALLOTMENTS, OBLIGATIONS, DISBURSEMENTS AND BALANCES

As of the Quarter Ending December 31, 2015

Department: HEALTH
 Agency: OFFICE OF THE SECRETARY
 Operating Unit: OPERATING UNIT
 Organization Code (UACS): 13081400031
 Funding Source Code (as clustered): 01101101

■ Current Year Appropriations
 ■ Supplemental Appropriations
 ■ Continuing Appropriations

PARTICULARS	UACS CODE	APPROPRIATION			ALLOTMENTS					OBLIGATION (REGULAR)		
		Authorized Appropriation	Adjustments (Transfer To/From, Reassignment)	Adjusted Appropriations	Allotments Received	Adjustments (Withdrawal, Reassignment)	Transfer to Hesp & TRC	Transfer from Central Office	Adjusted Total Allotments	1st Qtr ending March 31	2nd Qtr ending June 30	3rd Qtr ending Sept. 30
MFO 3		66,542,000.00	907,000.00	67,449,000.00	66,542,000.00	-	-	907,000.00	67,449,000.00	13,233,422.47	13,240,246.07	17,482,157.73
Operation of Regional Medical Centers, Sanatoria and Other Hospitals	303030000	66,542,000.00	907,000.00	67,449,000.00	66,542,000.00	-	-	907,000.00	67,449,000.00	13,233,422.47	13,240,246.07	17,482,157.73
Personnel Services		26,724,000.00	2,966,700.00	29,690,700.00	26,724,000.00	2,966,700.00	-	-	29,690,700.00	5,210,315.65	5,353,411.62	8,030,238.39
Maintenance & Other Operating Expenses		29,818,000.00	(2,059,700.00)	27,758,300.00	29,818,000.00	(2,966,700.00)	-	907,000.00	27,758,300.00	8,025,506.82	7,886,837.45	9,441,939.34
Capital Outlays		-	-	-	-	-	-	-	-	-	-	-
TOTAL OPERATIONS		66,542,000.00	907,000.00	67,449,000.00	66,542,000.00	-	-	907,000.00	67,449,000.00	13,233,422.47	13,240,246.07	17,482,157.73
III TOTAL AGENCY SPENDING BUDGET		66,542,000.00	907,000.00	67,449,000.00	66,542,000.00	-	-	907,000.00	67,449,000.00	13,233,422.47	13,240,246.07	17,482,157.73
PS		26,724,000.00	2,966,700.00	29,690,700.00	26,724,000.00	2,966,700.00	-	-	29,690,700.00	5,210,315.65	5,353,411.62	8,030,238.39
MFOH		35,818,000.00	(2,059,700.00)	33,758,300.00	35,818,000.00	(2,966,700.00)	-	907,000.00	33,758,300.00	8,025,506.82	7,886,837.45	9,441,939.34
CO		-	-	-	-	-	-	-	-	-	-	-
II. AUTOMATIC APPROPRIATION		-	-	-	-	-	-	-	-	-	-	-
Retirement and Life Insurance Premium	1 04 102	-	-	-	-	-	-	-	-	-	-	-
Personnel Services		1,921,000.00	1,407,029.00	3,328,029.00	1,921,000.00	-	-	1,407,029.00	3,328,029.00	794,512.49	829,546.60	601,370.96
III TOTAL AUTOMATIC APPROPRIATION		1,921,000.00	1,407,029.00	3,328,029.00	1,921,000.00	-	-	1,407,029.00	3,328,029.00	794,512.49	829,546.60	601,370.96
PS		1,921,000.00	1,407,029.00	3,328,029.00	1,921,000.00	-	-	1,407,029.00	3,328,029.00	794,512.49	829,546.60	601,370.96
MFOH		-	-	-	-	-	-	-	-	-	-	-
CO		-	-	-	-	-	-	-	-	-	-	-
III. SPECIAL PURPOSE FUND		-	-	-	-	-	-	-	-	-	-	-
Miscellaneous Personnel Benefits Fund	1 81 406	-	25,482,735.00	25,482,735.00	-	-	-	25,482,735.00	25,482,735.00	4,190,905.38	8,429,529.21	2,528,622.33
Personnel Services		-	25,482,735.00	25,482,735.00	-	-	-	25,482,735.00	25,482,735.00	4,190,905.38	8,429,529.21	2,528,622.33
III TOTAL SPECIAL PURPOSE		-	25,482,735.00	25,482,735.00	-	-	-	25,482,735.00	25,482,735.00	4,190,905.38	8,429,529.21	2,528,622.33
PS		-	25,482,735.00	25,482,735.00	-	-	-	25,482,735.00	25,482,735.00	4,190,905.38	8,429,529.21	2,528,622.33
MFOH		-	-	-	-	-	-	-	-	-	-	-
CO		-	-	-	-	-	-	-	-	-	-	-
GRAND TOTAL CURRENT YEAR 2015		68,463,000.00	27,796,764.00	96,259,764.00	68,463,000.00	-	-	27,796,764.00	96,259,764.00	18,101,070.34	22,099,331.88	20,010,779.62
PS		28,645,000.00	29,334,844.00	58,500,844.00	28,645,000.00	2,966,700.00	-	26,681,764.00	58,500,844.00	10,135,563.32	14,708,468.43	11,440,211.68
MFOH		35,818,000.00	(2,059,700.00)	33,758,300.00	35,818,000.00	(2,966,700.00)	-	30,791,000.00	33,758,300.00	8,025,506.82	7,886,837.45	9,441,939.34
CO		-	-	-	-	-	-	-	-	-	-	-
RECAPITULATION BY MFO:		66,542,000.00	907,000.00	67,449,000.00	66,542,000.00	-	-	907,000.00	67,449,000.00	13,233,422.47	13,240,246.07	17,482,157.73
MFO 1		-	-	-	-	-	-	-	-	-	-	-
MFO 2		-	-	-	-	-	-	-	-	-	-	-
MFO 3		66,542,000.00	907,000.00	67,449,000.00	66,542,000.00	-	-	907,000.00	67,449,000.00	13,233,422.47	13,240,246.07	17,482,157.73
MFO 4		-	-	-	-	-	-	-	-	-	-	-

* NOTE:
 - Assign the sub-allotment/transfer (from/to) according to their PAP/Fund Source and file the

Certified Correct:

 LAARNI D. MAGLAQUI, Head, Budget Unit
 Date: 06-Jan-2016

Certified Correct:

 RAZHEL GREEN B. CARBIN, CPA, PCA/Head, Accounting Unit
 Date: 06-Jan-2016