


MARIVELES MENTAL WELLNESS AND GENERAL HOSPITAL



BEDS
2023 GAA LEVEL

List of Reports

- ✓ BED 1 - Financial Plan
 - ✓ BED 2 – Physical Plan
 - ✓ BED 3 – Monthly Disbursement Program
- 

FY 2023 FINANCIAL PLAN
(In Thousand Pesos)

Department : Department of Health (DOH)
 Agency : Office of the Secretary
 Operating Unit : Mariveles Mental Hospital
 Organization Code (UACS) : 13 001 1400031

Particulars	UACS CODE	Current Year's Obligation			Budget Year Obligation Program										
		Actual Jan.1 - Sept.30	Estimate Oct.1 - Dec.31	Total	Total	COMPREHENSIVE RELEASE					FOR LATER RELEASE				
		3	4	5=3+4	6=11+16	Q1	Q2	Q3	Q4	Sub Total	Q1	Q2	Q3	Q4	Sub Total
1	2				7	8	9	10	11=7+8+9+1	12	13	14	15	16=12+13+14	
I. Budget Year / Appropriations		466,726	196,700	663,426	466,599	116,776	138,279	119,562	91,982	466,599	0	0	0	0	0
General Administration and Support	1000000000000000	48,864	13,485	62,349	0	0	0	0	0	0	0	0	0	0	
General Management and Supervision	100000100001000	0	548	548	0	0	0	0	0	0	0	0	0	0	
MOOE		0	548	548	0	0	0	0	0	0	0	0	0	0	
Administration of Personnel Benefits	100000100002000	48,864	12,937	61,801	0	0	0	0	0	0	0	0	0	0	
PS		48,864	12,937	61,801	0	0	0	0	0	0	0	0	0	0	
Support to Operations	2000000000000000	926	529	1,455	0	0	0	0	0	0	0	0	0	0	
Health Information Technology	200000100001000	926	529	1,455	0	0	0	0	0	0	0	0	0	0	
CO		926	529	1,455	0	0	0	0	0	0	0	0	0	0	
Operations	3000000000000000	417,136	182,686	599,822	466,599	116,776	138,279	119,562	91,982	466,599	0	0	0	0	
OO : Access to promotive and preventive health care services improved	3100000000000000	123,554	65,649	189,203	0	0	0	0	0	0	0	0	0	0	
HEALTH POLICY AND STANDARDS DEVELOPMENT PROGRAM	3101000000000000	0	35	35	0	0	0	0	0	0	0	0	0	0	
Health Sector Research Development	310100100003000	0	35	35	0	0	0	0	0	0	0	0	0	0	
MOOE		0	35	35	0	0	0	0	0	0	0	0	0	0	
HEALTH SYSTEMS STRENGTHENING PROGRAM	3102000000000000	86,224	46,107	132,331	0	0	0	0	0	0	0	0	0	0	
SERVICE DELIVERY SUB-PROGRAM		86,224	46,377	131,601	0	0	0	0	0	0	0	0	0	0	
Health Facility Policy and Plan Development	310201100001000	1,531	0	1,531	0	0	0	0	0	0	0	0	0	0	
MOOE		1,531	0	1,531	0	0	0	0	0	0	0	0	0	0	
Health Facilities Enhancement Program	310201100002000	84,693	45,377	130,070	0	0	0	0	0	0	0	0	0	0	
MOOE		544	0	544	0	0	0	0	0	0	0	0	0	0	
CO		84,149	45,377	129,526	0	0	0	0	0	0	0	0	0	0	
HEALTH HUMAN RESOURCE SUB-PROGRAM		0	730	730	0	0	0	0	0	0	0	0	0	0	
National Health Workforce Support System (NHWSS)	310202100003000	0	730	730	0	0	0	0	0	0	0	0	0	0	
PS		0	730	730	0	0	0	0	0	0	0	0	0	0	
PUBLIC HEALTH PROGRAM	3103000000000000	37,330	19,507	56,837	0	0	0	0	0	0	0	0	0	0	
Project(s)		34,875	14,527	49,402	0	0	0	0	0	0	0	0	0	0	
Locally-Funded Project(s)		34,875	14,527	49,402	0	0	0	0	0	0	0	0	0	0	
COVID-19 Human Resources for Health Emergency Hiring	310300200002000	13,497	2,792	16,289	0	0	0	0	0	0	0	0	0	0	

Department : Department of Health (DOH)
 Agency : Office of the Secretary
 Operating Unit : Mariveles Mental Hospital
 Organization Code (UACS) : 13 001 1400031

Particulars	UACS CODE	Current Year's Obligation			Budget Year Obligation Program										
		Actual Jan.1 - Sept.30	Estimate Oct.1 - Dec.31	Total	Total	COMPREHENSIVE RELEASE					FOR LATER RELEASE				
		3	4	5=3+4	6=11+16	Q1	Q2	Q3	Q4	Sub Total	Q1	Q2	Q3	Q4	Sub Total
1	2				7	8	9	10	11=7+8+9+1	12	13	14	15	16=12+13+14	
MOOE		13,497	2,792	16,289	0	0	0	0	0	0	0	0	0	0	0
Public Health Emergency Benefits and Allowances for Health Care and Non - Health Care Workers	310300200003000	21,378	11,735	33,113	0	0	0	0	0	0	0	0	0	0	
PS		16,133	3,772	19,905	0	0	0	0	0	0	0	0	0	0	
MOOE		5,245	7,963	13,208	0	0	0	0	0	0	0	0	0	0	
PUBLIC HEALTH MANAGEMENT SUB-PROGRAM		2,455	0	2,455	0	0	0	0	0	0	0	0	0	0	
Public Health Management	310301100001000	2,455	0	2,455	0	0	0	0	0	0	0	0	0	0	
MOOE		2,455	0	2,455	0	0	0	0	0	0	0	0	0	0	
PREVENTION AND CONTROL OF COMMUNICABLE		0	4,980	4,980	0	0	0	0	0	0	0	0	0	0	
Prevention and Control of Communicable Diseases	310308100001000	0	4,980	4,980	0	0	0	0	0	0	0	0	0	0	
PS		0	4,980	4,980	0	0	0	0	0	0	0	0	0	0	
OO : Access to curative and rehabilitative health care services improved	3200000000000000	272,486	115,787	388,273	466,599	116,776	138,279	119,562	91,982	466,599	0	0	0	0	
HEALTH FACILITIES OPERATION PROGRAM	3201000000000000	272,486	115,787	388,273	466,599	116,776	138,279	119,562	91,982	466,599	0	0	0	0	
CURATIVE HEALTH CARE SUB-PROGRAM		272,486	115,787	388,273	466,599	116,776	138,279	119,562	91,982	466,599	0	0	0	0	
Operations of DOH Hospitals in Metro Manila (MM)	320101100002000	380	0	380	0	0	0	0	0	0	0	0	0	0	
MOOE		380	0	380	0	0	0	0	0	0	0	0	0	0	
Operations of DOH Regional Hospitals and Other Health Facilities	320101100003000	272,106	115,787	387,893	466,599	116,776	138,279	119,562	91,982	466,599	0	0	0	0	
PS		146,505	92,518	239,023	251,678	71,185	93,200	72,863	14,430	251,678	0	0	0	0	
MOOE		125,801	23,269	148,870	214,921	45,591	45,079	46,699	77,552	214,921	0	0	0	0	
OO : Access to social health protection assured	3400000000000000	21,096	1,250	22,346	0	0	0	0	0	0	0	0	0	0	
SOCIAL HEALTH PROTECTION PROGRAM	3401000000000000	21,096	1,250	22,346	0	0	0	0	0	0	0	0	0	0	
Assistance to Indigent Patients either Confined or Out-Patient in Government Hospitals/Specialty Hospitals/LGU Hospitals/Philippine General Hospital/West Visayas State University Hospital	340100100001000	21,096	1,250	22,346	0	0	0	0	0	0	0	0	0	0	
MOOE		21,096	1,250	22,346	0	0	0	0	0	0	0	0	0	0	
II. Automatic Appropriations		15,506	4,056	19,562	21,208	0	0	0	0	0	4,148	6,222	6,222	4,616	21,208
Retirement and Life Insurance Premiums		15,506	4,056	19,562	21,208	0	0	0	0	0	4,148	6,222	6,222	4,616	21,208
Operations	3000000000000000	15,506	4,056	19,562	21,208	0	0	0	0	0	4,148	6,222	6,222	4,616	21,208
OO : Access to curative and rehabilitative health care services improved	3200000000000000	15,506	4,056	19,562	21,208	0	0	0	0	0	4,148	6,222	6,222	4,616	21,208
HEALTH FACILITIES OPERATION PROGRAM	3201000000000000	15,506	4,056	19,562	21,208	0	0	0	0	0	4,148	6,222	6,222	4,616	21,208
CURATIVE HEALTH CARE SUB-PROGRAM		15,506	4,056	19,562	21,208	0	0	0	0	0	4,148	6,222	6,222	4,616	21,208
Operations of DOH Regional Hospitals and Other Health Facilities	320101100003000	15,506	4,056	19,562	21,208	0	0	0	0	0	4,148	6,222	6,222	4,616	21,208
PS		15,506	4,056	19,562	21,208	0	0	0	0	0	4,148	6,222	6,222	4,616	21,208

Department : Department of Health (DOH)
 Agency : Office of the Secretary
 Operating Unit : Mariveles Mental Hospital
 Organization Code (UACS) : 13 001 1400031

Particulars	UACS CODE	Current Year's Obligation			Budget Year Obligation Program												
		Actual Jan.1 - Sept.30	Estimate Oct.1 - Dec.31	Total	Total	COMPREHENSIVE RELEASE					FOR LATER RELEASE						
		3	4	5=3+4	6=11+16	7	8	9	10	11=7+8+9+1	12	13	14	15	16=12+13+14		
III. Special Purpose Fund		5,094	76	5,170	0	0	0	0	0	0	0	0	0	0	0	0	0
Miscellaneous Personnel Benefits Fund	4007000000000000	5,094	76	5,170	0	0	0	0	0	0	0	0	0	0	0	0	0
Performance-Based Bonus	4007000000001000	5,094	76	5,170	0	0	0	0	0	0	0	0	0	0	0	0	0
PS		5,094	76	5,170	0	0	0	0	0	0	0	0	0	0	0	0	0
TOTAL, Current Year Budget / Appropriations		487,326	200,832	688,158	487,807	116,776	138,279	119,562	91,982	466,599	4,148	6,222	6,222	4,616	21,208		
PS		231,902	119,069	350,971	272,886	71,185	93,200	72,863	14,430	251,678	4,148	6,222	6,222	4,616	21,208		
MOOE		170,349	35,857	206,206	214,921	45,591	45,079	46,699	77,552	214,921	0	0	0	0	0		
CO		85,075	45,906	130,981	0	0	0	0	0	0	0	0	0	0	0		
Recapitulation by Program		432,643	186,742	619,385	487,807	116,776	138,279	119,562	91,982	466,599	4,148	6,222	6,222	4,616	21,208		
HEALTH POLICY AND STANDARDS DEVELOPMENT PROGRAM	3101000000000000	0	35	35	0	0	0	0	0	0	0	0	0	0	0		
HEALTH SYSTEMS STRENGTHENING PROGRAM	3102000000000000	86,224	46,107	132,331	0	0	0	0	0	0	0	0	0	0	0		
PUBLIC HEALTH PROGRAM	3103000000000000	37,331	19,507	56,838	0	0	0	0	0	0	0	0	0	0	0		
HEALTH FACILITIES OPERATION PROGRAM	3201000000000000	287,992	119,843	407,835	487,807	116,776	138,279	119,562	91,982	466,599	4,148	6,222	6,222	4,616	21,208		
SOCIAL HEALTH PROTECTION PROGRAM	3401000000000000	21,096	1,250	22,346	0	0	0	0	0	0	0	0	0	0	0		

Prepared By :

LAARNI D. MAGLALAI, MBA

Head, Budget Unit

Date: 01/18/23 01:42 PM

In coordination with :

CRISTAL GAY F. SUSI

Head, Planning Unit

Date: 01/18/23 01:42 PM

Approved By :

MARIA LOURDES L. EVANGELISTA, MD, FPPA

Head of the Agency

Date: 01/19/23 10:08 AM

FY 2023 PHYSICAL PLAN

Department : Department of Health (DOH)
 Agency : Office of the Secretary
 Operating Unit : Mariveles Mental Hospital
 Organization Code : 13 001 1400031

Particulars	UACS CODE	Current Year Accomplishments			Physical Target (Budget Year)				Variance	Remarks	
		Actual Jan.1-Sept.30	Estimate Oct.1-Dec.30	Total 5 = 3 +4	Total 6 = 7+8+9+10	1st Quarter	2nd Quarter	3rd Quarter			4th Quarter
1	2	3	4	5 = 3 +4	6 = 7+8+9+10	7	8	9	10	11	12
HEALTH POLICY AND STANDARDS DEVELOPMENT PROGRAM	3101000000000000										
Outcome Indicators											
1. Performance Governance Strategic Readiness Score					N/A						
2. Performance Governance Institutionalization					1						
Certification											
3. Percent of Universal Health Care Integration Sites that achieved the target number of Key Result Areas (KRAs) in Local Health System Maturity Level (LHS ML)					N/A						
Output Indicators											
1. Percent of policies issued based on the policy agenda list					100%						
2. Percent of research/policy briefs rated as useful or adoptable					N/A						
3. Number of briefs based on researches (including but not limited to DOH funded researches) developed and disseminated (e.g. research, policy, etc.)					N/A						
4. Number of DOH research projects that have been used/cited as evidence in technical documents (i.e. policies, plans, position papers, programs, DOH articles, official reports, and other policy documents)					4						
HEALTH SYSTEMS STRENGTHENING PROGRAM	3102000000000000										

Department : Department of Health (DOH)
 Agency : Office of the Secretary
 Operating Unit : Mariveles Mental Hospital
 Organization Code : 13 001 1400031

Particulars	UACS CODE	Current Year Accomplishments			Physical Target (Budget Year)				Variance	Remarks	
		Actual Jan.1-Sept.30	Estimate Oct.1-Dec.30	Total 5 = 3 +4	Total 6 = 7+8+9+10	1st Quarter	2nd Quarter	3rd Quarter			4th Quarter
1	2	3	4	5 = 3 +4	6 = 7+8+9+10	7	8	9	10	11	12
Outcome Indicators											
1. Human Resource for Health (HRH) to Population Ratio					17 HRH : 10,000 Population						
2. Percentage of decrease in HRH gap in the identified priority areas based on HRH standards in primary care facilities					N/A						
3. Percentage of Health Facilities Enhancement Program projects completed within contract timeline					N/A						
Output Indicators											
1. Percent of partners provided with technical assistance on local health systems development					100%						
2. Percent of priority areas supplemented with HRH from DOH Deployment Program					100%						
3. Percent of identified priority areas supplemented with HRH from National Health Workforce Support System (NHWSS)					N/A						
PUBLIC HEALTH PROGRAM	310300000000000										
Outcome Indicators											
1. Percent of public health facilities with no stock-outs					70%						
2. Percent of external clients who rate the technical assistance provided as satisfactory or better					100%						
3. Percent of fully immunized children					95%						
4. Modern contraceptive prevalence rate					N/A						

Department : Department of Health (DOH)
 Agency : Office of the Secretary
 Operating Unit : Mariveles Mental Hospital
 Organization Code : 13 001 1400031

Particulars	UACS CODE	Current Year Accomplishments			Physical Target (Budget Year)				Variance	Remarks	
		Actual Jan.1-Sept.30	Estimate Oct.1-Dec.30	Total 5 = 3 +4	Total 6 = 7+8+9+10	1st Quarter	2nd Quarter	3rd Quarter			4th Quarter
1	2	3	4	5 = 3 +4	6 = 7+8+9+10	7	8	9	10	11	12
5. Percent demand satisfied with modern family planning method					65%						
6. Number of malaria-free provinces					75						
7. Number of filariasis-free provinces					45						
8. Number of rabies-free zones (provinces)					9						
9. Percent of people living with Human Immunodeficiency Virus (HIV) on Anti-Retroviral Treatment					95%						
10. Treatment success rate for all forms of Tuberculosis					90%						
Output Indicators											
1. Percent of Local Government Units (LGUs) and other health partners provided with technical assistance on public health programs					100%						
2. Percent of received health commodities from the Central Office distributed to health facilities based on the allocation list					Varies per Region						
3. Percent of procured cancer commodities distributed to access sites					80%						
4. Percent of Centers for Health Development (CHDs) with no stock-outs of centrally procured major health commodities for Integrated Comprehensive Essential Service Delivery Package (ICESDP) as identified by the Programs					85%						
EPIDEMIOLOGY AND SURVEILLANCE PROGRAM	310400000000000										

Department : Department of Health (DOH)
 Agency : Office of the Secretary
 Operating Unit : Mariveles Mental Hospital
 Organization Code : 13 001 1400031

Particulars	UACS CODE	Current Year Accomplishments			Physical Target (Budget Year)				Variance	Remarks	
		Actual Jan.1-Sept.30	Estimate Oct.1-Dec.30	Total 5 = 3 +4	Total 6 = 7+8+9+10	1st Quarter	2nd Quarter	3rd Quarter			4th Quarter
1	2	3	4	5 = 3 +4	6 = 7+8+9+10	7	8	9	10	11	12
Outcome Indicators											
1. Percent of epidemiological and public health surveillance strategic report disseminated					N/A						
2. Percent of epidemiological and public health surveillance reports generated and disseminated					90%						
3. Percent of Functional Epidemiology and Surveillance Units (Maturity Level 2) in 17 Regional Epidemiology and Surveillance Unit (RESUs), 58 Universal Health Care (UHC) Integration Sites, 81 Provinces, 33 Highly Urbanized Cities (HUCs), and 5 Independent Component Cities (ICCs)					90%						
4. Percent of Functional Regional Epidemiology and Surveillance Units (RESUs)					N/A						
Output Indicators											
1. Percent of outbreak/epidemiologic investigations conducted					N/A						
2. Percent of outbreaks and health events of public health concern requiring investigations are investigated by the RESUs and/or the Epidemiology Bureau (EB)					90%						
3. Percent of technical assistance, capacity development, and other support provided by EB and/or RESU					90%						
HEALTH EMERGENCY MANAGEMENT PROGRAM	310500000000000										

Department : Department of Health (DOH)
 Agency : Office of the Secretary
 Operating Unit : Mariveles Mental Hospital
 Organization Code : 13 001 1400031

Particulars	UACS CODE	Current Year Accomplishments			Physical Target (Budget Year)				Variance	Remarks	
		Actual Jan.1-Sept.30	Estimate Oct.1-Dec.30	Total 5 = 3 +4	Total 6 = 7+8+9+10	1st Quarter	2nd Quarter	3rd Quarter			4th Quarter
1	2	3	4	5 = 3 +4	6 = 7+8+9+10	7	8	9	10	11	12
Outcome Indicator											
1. Percent of LGUs with institutionalized Disaster Risk Reduction Management for Health (DRRM-H) System					40%						
Output Indicators											
1. Percent of LGUs provided with technical assistance on the development or updating of DRRM-H					N/A						
2. Percent of LGUs provided with technical assistance on the institutionalization of DRRM-H System					100%						
HEALTH FACILITIES OPERATION PROGRAM	320100000000000										
Outcome Indicators											
1. Hospital infection rate		0% (0/670)	0%	0%	<1%	<1%	<1%	<1%	<1%		As per DOH Department Memorandum No. 2018-0069A, DOH Hospitals will only report accomplishment on the 4th quarter as this is an outcome indicator.
2. Percent of drug dependents who completed the treatment program					82%						
3. Drug Abuse Treatment Completion Rate					N/A						
Output Indicators											
1. Number of policies, manuals and plans developed on health facility development					12						
2. Percent of National External Quality Assurance Scheme (NEQAS) provided to Health Facilities by the National Reference Laboratories (NRLs)					90%						
3. Number of blood units collected by Blood Service Facilities					218,460						
4. Number of in-patient and out-patient drug abuse					N/A						

Department : Department of Health (DOH)
 Agency : Office of the Secretary
 Operating Unit : Mariveles Mental Hospital
 Organization Code : 13 001 1400031

Particulars	UACS CODE	Current Year Accomplishments			Physical Target (Budget Year)				Variance	Remarks	
		Actual Jan.1-Sept.30	Estimate Oct.1-Dec.30	Total 5 = 3 +4	Total 6 = 7+8+9+10	1st Quarter 7	2nd Quarter 8	3rd Quarter 9			4th Quarter 10
1	2	3	4	5 = 3 +4	6 = 7+8+9+10	7	8	9	10	11	12
cases managed											
5. Percent of in-patients, out-patients and aftercare					100%						
drug abuse cases managed											
HEALTH REGULATORY PROGRAM	330100000000000										
Outcome Indicators											
1. Percent of health establishments and health products compliant to regulatory policies					75%						
2. Percent of Public Health Emergencies of International Concern (PHEIC) and/or Public Health Risks (PHR) rapidly responded at Point of Entry (POE)					100%						
Output Indicators											
1. Percent of applications for permits, licenses, or accreditation processed within the Citizen's Charter Timeline					85% (FDA) 90% (DOH-OSEC)						
2. Percent of licensed health facilities and services monitored and evaluated for continuous compliance to regulatory policies					96%						
3. Percent of establishments and health products monitored and evaluated for continuous compliance to regulatory policies					65%						
4. Percent of timely and high quality evidence-based recommendations (out of all priority topics submitted to Health Technology Assessment Division and					80%						

Department : Department of Health (DOH)
 Agency : Office of the Secretary
 Operating Unit : Mariveles Mental Hospital
 Organization Code : 13 001 1400031

Particulars	UACS CODE	Current Year Accomplishments			Physical Target (Budget Year)				Variance	Remarks	
		Actual Jan.1-Sept.30	Estimate Oct.1-Dec.30	Total 5 = 3 +4	Total 6 = 7+8+9+10	1st Quarter	2nd Quarter	3rd Quarter			4th Quarter
1	2	3	4	5 = 3 +4	6 = 7+8+9+10	7	8	9	10	11	12
Health Technology Assessment Council)											
5. Percent of border control and port health surveillance reports generated and disseminated					N/A						
SOCIAL HEALTH PROTECTION PROGRAM	3401000000000000										
Outcome Indicator											
1. Percent of excess net bill covered by Medical Assistance Program (MAP) incurred by poor in-patients admitted in basic accommodation or service ward					N/A						
2. Percent of excess net bill covered by Medical Assistance for Indigent Patients (MAIP) Program incurred by indigent and financially-incapacitated patients					100%						
Output Indicator											
1. Number of patients provided with medical assistance					N/A						
2. Number of patients provided with medical and financial assistance					1,500,000						
3. Percent of patients requesting assistance provided with medical and financial assistance					N/A						

Prepared By :


 CRISTAL GAY F. SUSI
 Head, Planning Unit


Date: 01/19/23 08:32 AM

In coordination with :


 LAARNI D. MAGACUI, MBA
 Head, Budget Unit

Date: 01/19/23 08:32 AM

Approved By :


 MARIA LOURDES L. EVANGELISTA, MD,
 Head of the Agency

Date: 01/19/23 11:42 AM


FY 2023 MONTHLY DISBURSEMENT PROGRAM
(In Thousand Pesos)


Department : Department of Health (DOH)
 Agency : Office of the Secretary
 Operating Unit : Mariveles Mental Hospital
 Organization Code (UACS) : 13 001 1400031


Particulars	UACS CODE	Total Programs	Tax Rem Advice (TRA)	Net Program	Full Year Requirement																	Full Year Total
					QUARTER 1				QUARTER 2				QUARTER 3				QUARTER 4					
					Jan	Feb	March	Sub Total	April	May	June	Sub Total	July	Aug	Sept	Sub Total	Oct	Nov	Dec	Sub Total		
1	2	3	4	5	6	7	8	9=6+7+8	10	11	12	13=10+11+1	14	15	16	17=14+15+1	18	19	20	21=18+19+2	22	
I. NOTICE OF CASH ALLOCATION		606,543	29,853	576,690	26,338	65,355	49,331	141,024	49,178	61,470	48,115	158,763	55,212	35,779	47,382	138,373	75,951	31,080	31,499	138,530	576,690	
A. Fiscal Year's (FY) Budget		487,807	23,475	464,332	26,338	41,313	46,847	114,498	37,840	52,146	48,115	138,101	36,142	35,779	47,382	119,303	38,060	22,871	31,499	92,430	464,332	
New GAA		466,599	23,475	443,124	26,338	39,239	44,773	110,350	35,766	50,072	46,041	131,879	34,068	33,705	45,308	113,081	37,213	21,176	29,425	87,814	443,124	
Comprehensive Release		466,599	23,475	443,124	26,338	39,239	44,773	110,350	35,766	50,072	46,041	131,879	34,068	33,705	45,308	113,081	37,213	21,176	29,425	87,814	443,124	
Specific Budgets of National Government Agencies	1 01 101	466,599	23,475	443,124	26,338	39,239	44,773	110,350	35,766	50,072	46,041	131,879	34,068	33,705	45,308	113,081	37,213	21,176	29,425	87,814	443,124	
PS		251,678	12,729	238,949	20,626	22,304	24,109	67,039	25,358	39,587	24,109	89,054	22,304	22,304	24,109	68,717	2,457	5,002	6,680	14,139	238,949	
MOOE		214,921	10,746	204,175	5,712	16,935	20,684	43,311	10,408	10,485	21,932	42,825	11,764	11,401	21,199	44,364	34,756	16,174	22,745	73,675	204,175	
Automatic Appropriation		21,208	0	21,208	0	2,074	2,074	4,148	2,074	2,074	2,074	6,222	2,074	2,074	2,074	6,222	847	1,695	2,074	4,616	21,208	
Retirement and Life Insurance Premiums	1 04 102	21,208	0	21,208	0	2,074	2,074	4,148	2,074	2,074	2,074	6,222	2,074	2,074	2,074	6,222	847	1,695	2,074	4,616	21,208	
PS		21,208	0	21,208	0	2,074	2,074	4,148	2,074	2,074	2,074	6,222	2,074	2,074	2,074	6,222	847	1,695	2,074	4,616	21,208	
B. Prior Year (PY) Obligation		100,129	5,447	94,682	0	19,199	0	19,199	5,724	9,324	0	15,048	19,070	0	0	19,070	33,156	8,209	0	41,365	94,682	
Prior Year Accounts Payable		12,947	998	11,949	0	6,429	0	6,429	5,520	0	0	5,520	0	0	0	0	0	0	0	0	11,949	
PS		11,886	935	10,751	0	5,231	0	5,231	5,520	0	0	5,520	0	0	0	0	0	0	0	0	10,751	
MOOE		319	16	303	0	303	0	303	0	0	0	0	0	0	0	0	0	0	0	0	303	
CO		942	47	895	0	895	0	895	0	0	0	0	0	0	0	0	0	0	0	0	895	
Not Yet Due and Demandable Obligations		87,182	4,449	82,733	0	12,770	0	12,770	204	9,324	0	9,528	19,070	0	0	19,070	33,156	8,209	0	41,365	82,733	
PS		2,984	239	2,745	0	0	0	0	0	0	0	0	2,745	0	0	2,745	0	0	0	0	2,745	
MOOE		3,155	158	2,997	0	0	0	0	0	0	0	0	2,997	0	0	2,997	0	0	0	0	2,997	
CO		81,043	4,052	76,991	0	12,770	0	12,770	204	9,324	0	9,528	13,328	0	0	13,328	33,156	8,209	0	41,365	76,991	
TOTAL PROGRAM, PY OBLIGATION		100,129	5,447	94,682	0	19,199	0	19,199	5,724	9,324	0	15,048	19,070	0	0	19,070	33,156	8,209	0	41,365	94,682	
PS		14,670	1,174	13,496	0	5,231	0	5,231	5,520	0	0	5,520	2,745	0	0	2,745	0	0	0	0	13,496	
MOOE		3,474	174	3,300	0	303	0	303	0	0	0	0	2,997	0	0	2,997	0	0	0	0	3,300	
CO		81,985	4,099	77,886	0	13,665	0	13,665	204	9,324	0	9,528	13,328	0	0	13,328	33,156	8,209	0	41,365	77,886	
C. OTHERS		18,607	931	17,676	0	4,843	2,484	7,327	5,614	0	0	5,614	0	0	0	5,614	4,735	0	0	4,735	17,676	
Unobligated Allotment		18,607	931	17,676	0	4,843	2,484	7,327	5,614	0	0	5,614	0	0	0	5,614	4,735	0	0	4,735	17,676	
MOOE		7,713	386	7,327	0	4,843	2,484	7,327	0	0	0	0	0	0	0	0	0	0	0	0	7,327	
CO		10,894	545	10,349	0	0	0	0	5,614	0	0	5,614	0	0	0	0	4,735	0	0	4,735	10,349	
TOTAL NCA PROGRAM		606,543	29,853	576,690	26,338	65,355	49,331	141,024	49,178	61,470	48,115	158,763	55,212	35,779	47,382	138,373	75,951	31,080	31,499	138,530	576,690	

Department : Department of Health (DOH)
 Agency : Office of the Secretary
 Operating Unit : Mariveles Mental Hospital
 Organization Code (UACS) : 13 001 1400031

Particulars	UACS CODE	Total Programs	Tax Rem Advice (TRA)	Net Program	Full Year Requirement																
					QUARTER 1				QUARTER 2				QUARTER 3				QUARTER 4				Full Year
					Jan	Feb	March	Sub Total	April	May	June	Sub Total	July	Aug	Sept	Sub Total	Oct	Nov	Dec	Sub Total	Total
6	7	8	9=6+7+8	10	11	12	13=10+11+12	14	15	16	17=14+15+16	18	19	20	21=18+19+20	22					
PS		287,556	13,903	273,653	20,626	29,609	26,183	76,418	32,952	41,661	26,183	100,796	27,123	24,378	26,183	77,684	3,304	6,697	8,754	18,755	273,653
MOOE		226,108	11,306	214,802	5,712	22,081	23,148	50,941	10,408	10,465	21,932	42,825	14,761	11,401	21,199	47,361	34,756	16,174	22,745	73,675	214,802
CO		92,879	4,644	88,235	0	13,665	0	13,665	5,818	9,324	0	15,142	13,328	0	0	13,328	37,891	8,209	0	46,100	88,235
IV. TAX REMITTANCE ADVICE		0	29,853	29,853	1,683	3,718	2,601	8,002	2,716	2,425	2,536	7,677	3,099	1,982	2,498	7,579	2,921	1,380	2,294	6,595	29,853
PS		0	13,903	13,903	1,382	1,837	1,382	4,601	1,862	1,382	1,382	4,626	1,621	1,382	1,382	4,385	97	97	97	291	13,903
MOOE		0	11,306	11,306	301	1,162	1,219	2,682	548	552	1,154	2,254	777	600	1,116	2,493	829	851	2,197	3,877	11,306
CO		0	4,644	4,644	0	719	0	719	306	491	0	797	701	0	0	701	1,995	432	0	2,427	4,644
V. TOTAL DISBURSEMENT PROGRAM		606,543	29,853	576,690	28,021	69,073	51,932	149,026	51,894	63,895	50,651	166,440	58,311	37,761	49,880	145,952	78,872	32,460	33,793	145,125	606,543
PS		287,556	13,903	273,653	22,008	31,446	27,565	81,019	34,814	43,043	27,565	105,422	28,744	25,760	27,565	82,069	3,401	6,794	8,851	19,046	287,556
MOOE		226,108	11,306	214,802	6,013	23,243	24,367	53,623	10,956	11,037	23,086	45,079	15,538	12,001	22,315	49,854	35,585	17,025	24,942	77,552	226,108
CO		92,879	4,644	88,235	0	14,384	0	14,384	6,124	9,815	0	15,939	14,029	0	0	14,029	39,886	8,641	0	48,527	92,879

Prepared By : 
 LAARNI D. MAGLAQUI, MBA
 Head, Budget Unit
 Date: 2023-01-17 15:10:01

Prepared By : 
 SUSETTE R. PATAGUE, CPA
 Head, Accounting Unit
 Date: 2023-01-17 15:10:01

Approved By : 
 MARIA LOURDES L. EVANGELISTA, MD, FPPA
 Medical Center Chief
 Date: